

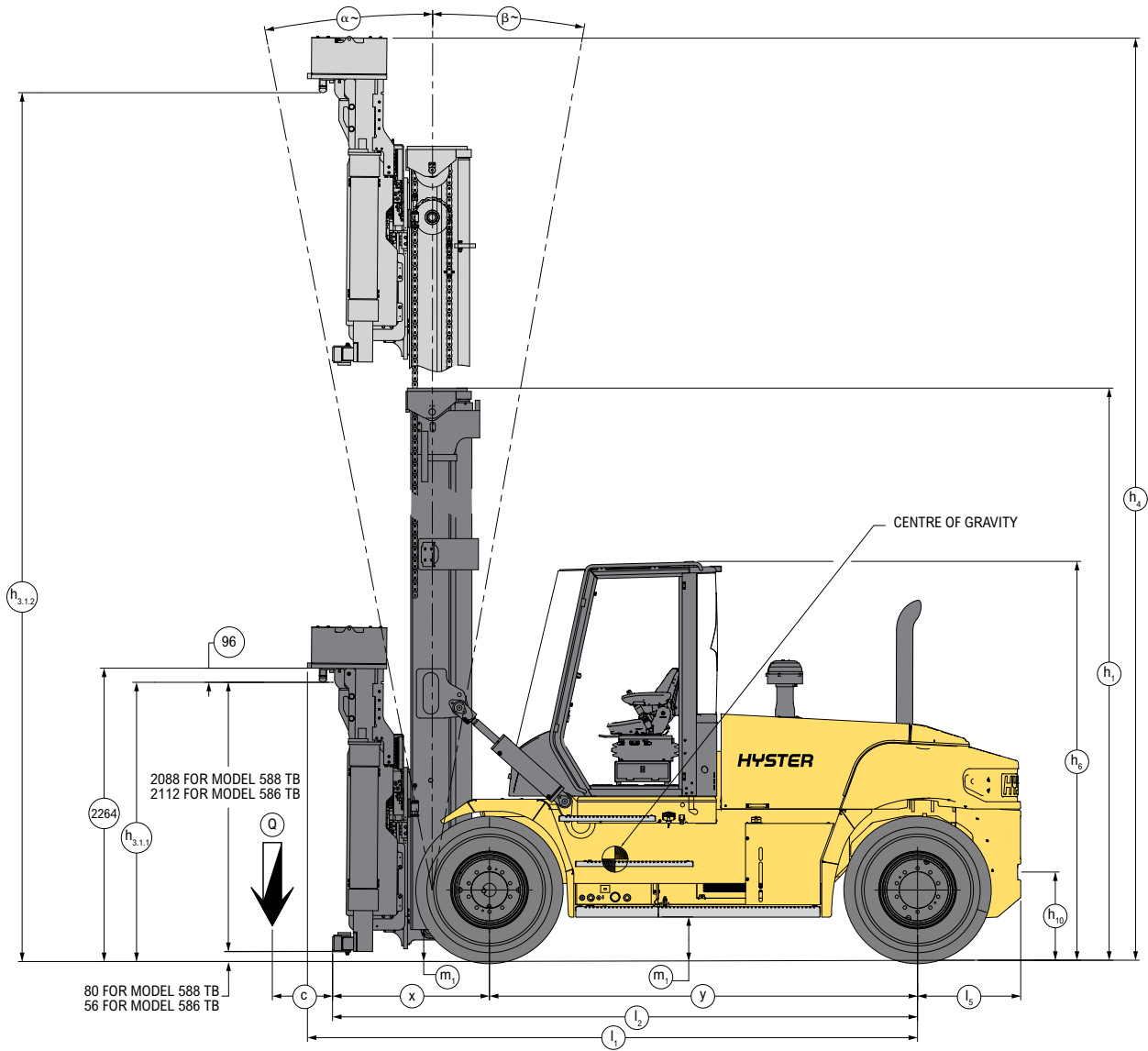
H6-7XD EC3-EC4 SERIES



EMPTY CONTAINER HANDLER PRODUCT TECHNICAL GUIDE

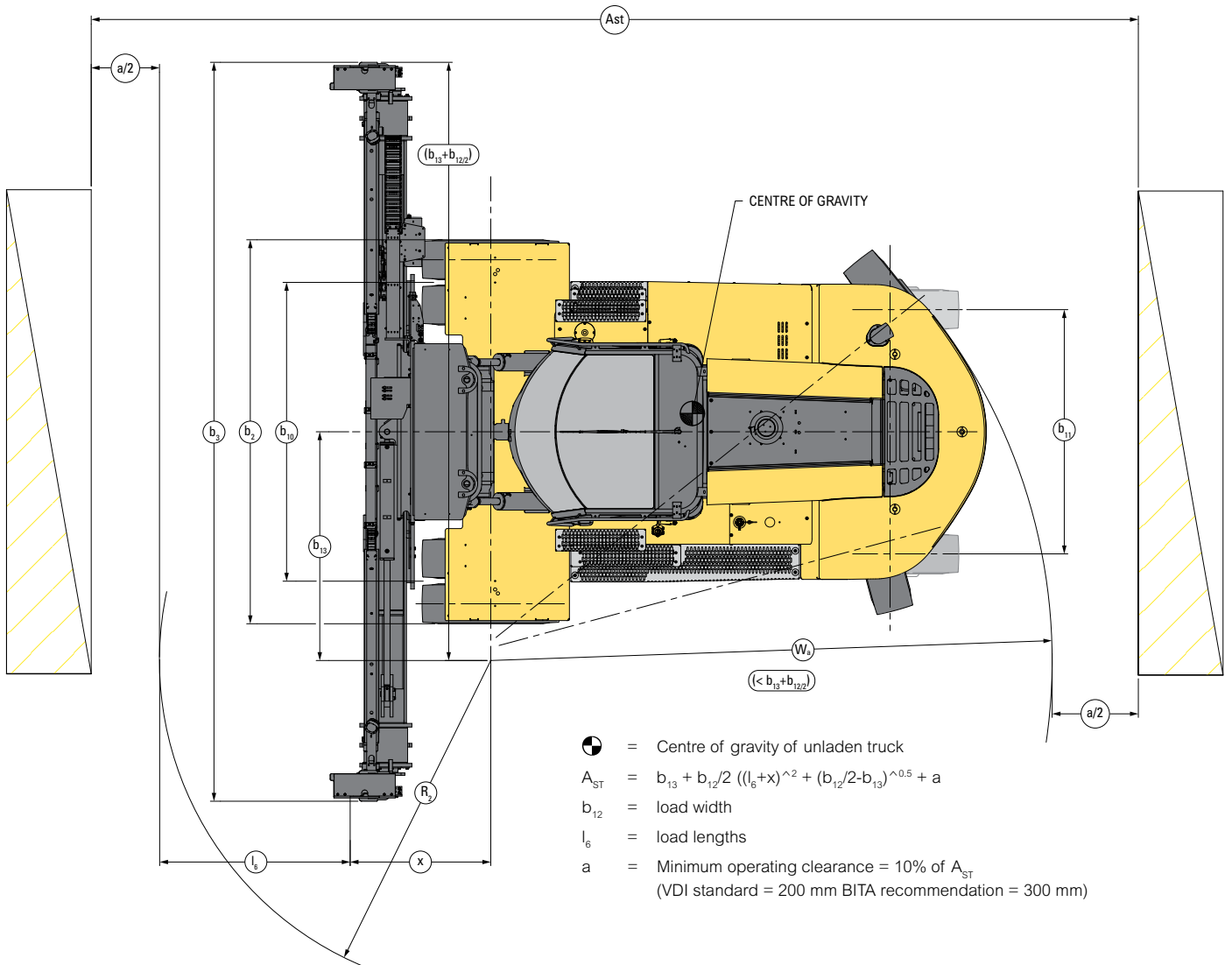


TRUCK DIMENSIONS

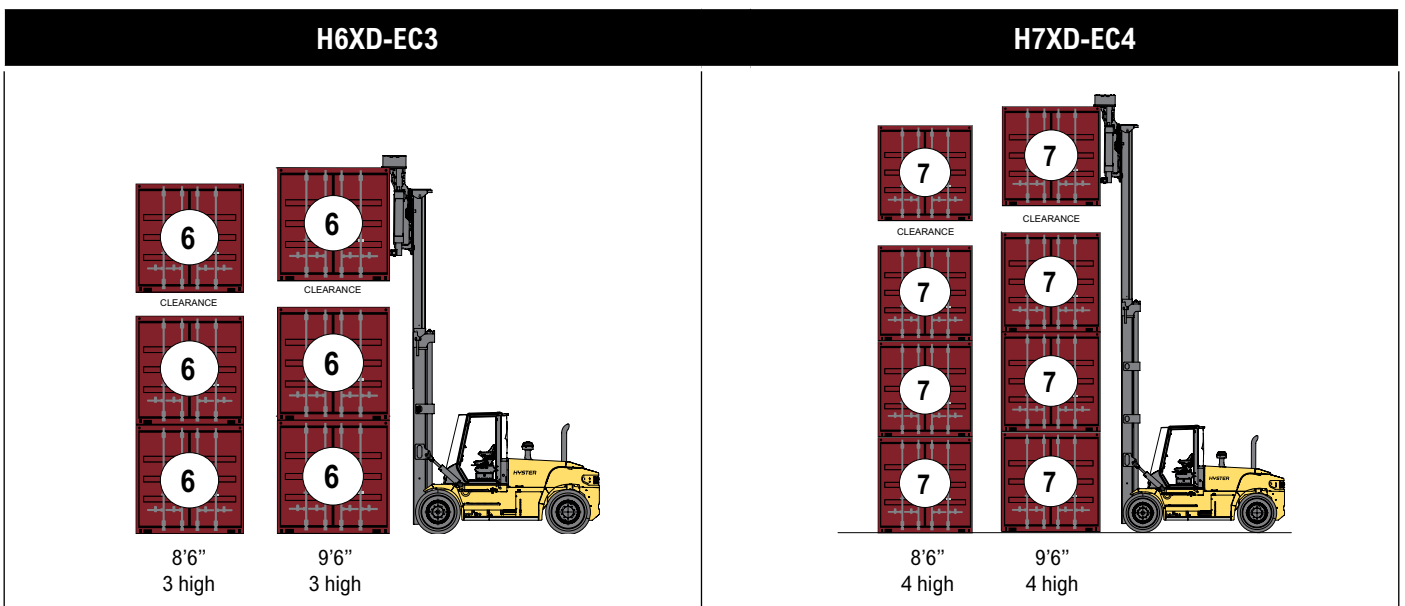


- = Centre of gravity of unladen truck
- $A_{ST} = b_{13} + b_{12}/2 ((l_6+x)^2 + (b_{12}/2-b_{13})^{0.5} + a$
- b_{12} = load width
- l_6 = load lengths
- a = Minimum operating clearance = 10% of A_{ST}
(VDI standard = 200 mm BITA recommendation = 300 mm)

TRUCK DIMENSIONS



RATED CAPACITIES AND STACKING HEIGHTS



H6XD-EC3 / H7XD-EC4

				HYSTER		
				H6XD-EC3	H7XD-EC4	
GENERAL	1.1	Manufacturer				
	1.2	Model designation				
	1.3	Drive			Diesel	
	1.4	Operator type: hand, pedestrian, standing, seated, orderpicker			Seated	
	1.5	Rated capacity / rated load	Q	kg	6,000	7,000
	1.6	Load centre distance	c	mm	1,220	
	1.8	Load distance (588 TB spreader / 586 TB spreader)	x	mm	1,133 / 1,210	
	1.9	Wheelbase	y	mm	3,300	
	1.10.1	Stacking height at first row (number x container height, in feet)			3 x 8'6"	4 x 8'6"
	1.10.2	Stacking height at first row (number x container height, in feet)			3 x 9'6"	4 x 9'6"
WEIGHT	2.1	Service weight (1)		kg	22,160	24,590
	2.2	Axle loading with load, front / rear		kg	23,790 / 4,369	29,973 / 4,617
	2.3	Axle loading without load, front / rear		kg	13,512 / 8,647	14,982 / 9,608
WHEELS	3.1	Tyres: L = Pneumatic, V = Solid, SE = Pneumatic Shape Solid			L	
	3.2	Tyre size, front			12.00-20 20PR	
	3.3	Tyre size, rear			12.00-20 20PR	
	3.5	Wheels, number front / rear (x = driven wheels)			4x / 2	
	3.6	Track width, front	b ₁₀	mm	1,842	2,469
	3.7	Track width, rear	b ₁₁	mm	2,018	
	4.1	Mast tilt, forward / backward	α/β	deg	5° / 6°	
DIMENSIONS	4.2	Height of mast lowered (unloaded)	h ₁	mm	5,193	6,693
	4.3	Free lift	h ₂	mm	-	
	4.4.1	Spreader distance from ground to twistlocks, minimum.	h _{3.1.1}	mm	2,151	
	4.4.2	Spreader distance from ground to twistlocks, maximum.	h _{3.1.2}	mm	9,061	12,061
	4.5	Height of mast, extended (unloaded) - top of spreader	h ₄	mm	9,459	12,459
	4.7	Height of overhead guard (open cab)	h ₆	mm	3,083	
	4.7.1	Height of overhead guard (closed cab)	h ₆	mm	3,110	
	4.7.2	Height of overhead guard (closed cab w/ aircon)	h ₆	mm	3,110	
	4.7.3	Height of overhead guard (closed cab w/ strobe light)	h ₆	mm	3,205	
	4.7.4	Height of overhead guard (closed cab w/ work lights)	h ₆	mm	3,259	
	4.7.5	Height of overhead guard (closed cab w/ aircon & strobe light)	h ₆	mm	3,235	
	4.8	Seat height to (Seat Index Point, ISO 5353)	h ₇	mm	1,903	
	4.12	Coupling height	h ₁₀	mm	689	
	4.16	Overhang	l ₅	mm	795	
	4.19	Overall length (588 TB spreader / 586 TB spreader)	l ₁	mm	5,441 / 5,518	
	4.20	Length to face of side lift spreader (588 TB spreader / 586 TB spreader)	l ₂	mm	5,228 / 5,305	
	4.21	Overall width truck	b ₂	mm	2,541	3,168
	4.24	Attachment width, retracted/extended	b ₃	mm	6,106 / 12,238	
	4.30	Sideshift	b ₈	mm	400	
	4.31	Ground clearance, under mast (w/o load)	m ₁	mm	245	
4.32	Ground clearance, centre of wheelbase	m ₂	mm	341		
4.33	Aisle width with 20' container without operating clearance (588 TB / 586 TB)	Ast 20	mm	8,796 / 8,887		
4.33.1	Aisle width with 20' container with 200 mm operating clearance (588 TB / 586 TB)	Ast 20	mm	8,996 / 9,087		
4.33.2	Aisle width with 20' container with 10% operating clearance (588 TB / 586 TB)	Ast 20	mm	9,676 / 9,776		
4.34	Aisle width with 40' container without operating clearance (588 TB / 586 TB)	Ast 20	mm	13,583 / 13,645		
4.34.1	Aisle width with 40' container with 200 mm operating clearance (588 TB / 586 TB)	Ast 40	mm	13,783 / 13,845		
4.34.1	Aisle width with 40' container with 10% operating clearance (588 TB / 586 TB)	Ast 40	mm	14,942 / 15,009		
4.35	Outside turning radius	Wa	mm	4,573		
4.36	Internal turning radius	b ₁₃	mm	1,777		
PERFORMANCE - TIER 3 / STAGE IIIA	5.1	Travel speed laden/unladen Tier 3 / Stage IIIA (2)		km/h	27.4 / 29.0	
	5.2.1	Lifting speed laden/unladen 111cc Tier 3 / Stage IIIA		m/s	0.58 / 0.60	0.54 / 0.60
	5.3	Lowering speed laden/unladen		m/s	0.54 / 0.48	
	5.5	Drawbar pull laden/unladen @ 1.6 km/hour Tier 3 / Stage IIIA		kN	100 / 101	99 / 100
	5.6	Drawbar pull laden/unladen @ stall Tier 3 / Stage IIIA		kN	112 / 113	111 / 113
	5.7	Gradeability laden/unladen @ 1.6 km/hour Tier 3 / Stage IIIA		%	39 / 39	34 / 37
	5.8	Gradeability laden/unladen @ stall Tier 3 / Stage IIIA		%	44 / 39	39 / 37
	PERFORMANCE - TIER 4 / STAGE IV	5.1.1	Travel speed laden/unladen Tier 4 / Stage IV (2)		km/h	27.4 / 29.0
5.2.1.1		Lifting speed laden/unladen 111cc Tier 4 / Stage IV		m/s	0.60 / 0.60	
5.3.1		Lowering speed laden/unladen		m/s	0.54 / 0.48	
5.5.1		Drawbar pull laden/unladen @ 1.6 km/hour Tier 4 / Stage IV		kN	105 / 106	
5.6.1		Drawbar pull laden/unladen @ stall Tier 4 / Stage IV		kN	118 / 119	
5.7.1		Gradeability laden/unladen @ 1.6 km/hour Tier 4 / Stage IV		%	41 / 39	36 / 37
5.8.1		Gradeability laden/unladen @ stall Tier 4 / Stage IV		%	47 / 39	41 / 37

(1) Based on Stage V engine and and 588TB spreader

(2) Travel speed laden/unladen limited at 25 km/h as factory default

GENERAL	1.1	Manufacturer			HYSTER	
	1.2	Model designation			H6XD-EC3 / H7XD-EC4	
	1.3	Powertrain / drivetrain			Diesel	
	1.9	Wheelbase			3,300	
ENGINE	7.1	Engine manufacturer / model			Cummins QSB 6.7 Tier 3 / Stage IIIA	Cummins QSB 6.7 Tier 4 / Stage IV
	7.2	Engine output according to ISO 1585 nominal		kW@rpm	116 @ 2,300	122 @ 2,300
	7.2.1	Engine power output - rated		kW@rpm	116 @ 2,300	125 @ 2,100
	7.2.2	Engine power output - peak		Nm@rpm	597 @ 1,500	732 @ 1,500
	7.3	Engine torque @rpm (1/min)		rpm	2,300	
	7.4	Number of cylinders / displacement		# / cm ³	6 / 6,700	
	7.8	Alternator output		Amps	120	
	7.10	Battery voltage, rated capacity		V / Ah	24 / 102	
DRIVE TRAIN	8.1	Type of drive unit		Type	Torque Converter	
	8.2	Transmission Manufacturer / Type		Type	ZF / 3WG161	
	8.3	Drive axle Manufacturer / Type		#	Kessler D81	
	8.4	Service brake		Type	Oil immersed disc	
	8.5	Parking brake		Type	Dry disc on drive axle	
MISC	10.1	Operating pressure for attachments		bar	14.0	
	10.2	Oil volume for attachments		l/m	100	
	10.3	Hydraulic tank capacity		l	109	
	10.4	Fuel tank capacity		l	203	
	10.4.1	DEF Tank capacity		l	19	
	10.5	Steering design		Type	Hydraulic power steering	
	10.6	Number of steering rotations		#	5.0	
	10.7	Sound pressure level at driver's seat	Lpaz	dB(A)	TBD	
	10.7.1	Sound power level during the working cycle	Lwaz	dB(A)	TBD	
10.8	Towing coupling, model / type			Yes / Pin		

MAST AND CAPACITY INFORMATION

	Spreader distance from ground to twistlocks max h _{3,1,2} (mm)	Lift height BOF h ₃ (mm)	Overall lowered height h ₁ (mm)	Overall extended height h ₄ (mm) Top of spreader	586 TB Spreader (kg)		588 TB Spreader (kg)	
					H6XD-EC3	H7XD-EC4	H6XD-EC3	H7XD-EC4
EC3	9,061	6,910	5,193	9,459	6,000	-	6,000	-
EC4	12,061	9,910	6,693	12,459	-	7,000	-	7,000

NOTES:

Specifications are affected by the condition of the vehicle and how it is equipped, as well as the nature and condition of the operating area. Inform your dealer of the nature and condition of the intended operating area when purchasing your Hyster® truck.

All capacities are according to EN1551. All specifications and capacities are valid for trucks equipped with a Hyster® container handling spreader for handling ISO containers.

NOTICE:

Care must be exercised when handling elevated loads. Operators must be trained and must read, understand and follow the instructions contained in the Operating Manual. All values are nominal values and they are subject to tolerances. For further information, please contact the manufacturer.

Hyster products are subject to change without notice.

Lift trucks illustrated may feature optional equipment. Values may vary with alternative configurations.

CERTIFICATION: Hyster lift trucks meet the design and construction requirements of B56.1-1969, per OSHA Section 1910.178(a)(2), and also comply with the B56.1 revision in effect at time of manufacture. Certification of compliance with the applicable ANSI standards appears on the lift truck. Performance specifications are for a truck equipped as described under Standard Equipment on this Technical Guide. Performance specifications are affected by the condition of the vehicle and how it is equipped, as well as by the nature, condition of the operating area, proper service and maintenance of the vehicle. If these specifications are critical, the proposed application should be discussed with your dealer.

NOTE: Specifications, unless otherwise listed, are for a standard truck without optional equipment.

CE Safety: This truck conforms to the current EU and ANSI requirements.

STANDARD AND OPTIONAL EQUIPMENT

PERFORMANCE	STD	OPT
Cummins QSB 6.7 Engine Tier 3 / Stage IIIA		X
Cummins QSB 6.7 Engine Tier 4 / Stage IV		X
Delayed Engine Shutdown for Turbo Cooldown	X	
Hydraulic driven cooling fan	X	
Powertrain protection system	X	
Heavy duty air intake	X	
Heavy duty air intake (raised)		X
Low mount exhaust (below chassis)	X	
High mount exhaust		X
ZF Transmission WG161 3-speeds fwd/3-speeds reverse auto-shifting	X	
Kessler drive axle with wet disc brakes	X	
DRIVE	STD	OPT
Travel speed limiter - unconditional and customer adjustable	X	
Travel speed limiter when carrying container (adjustable)		X
12.00 - 20 20PR Trelleborg Pneumatic Bias Ply drive and steer tyres	X	
12.00 - R20 Michelin XZM Radial drive and steer tyres		X
12.00 - R20 Trelleborg Radial drive and steer tyres		X
12.00 - 20 Pneumatic Shaped Solid drive and steer tyres		X
Spare wheels and tyres		X
LIFT	STD	OPT
111cc Dual Pump Hydraulic System	X	
On-Demand Load Sensing Hydraulic System	X	
Automatic Throttle-up when lifting (in neutral or inching)	X	
2 Stage Non Free Lift mast	X	
Mast tilt - 5° Forward / 6° Back	X	
Mast Tilt Indicator - Mechanical		X
Hydraulic Accumulator		X
Pressure compensated lowering	X	
Hydraulic system temperature protection		X
HANDLING	STD	OPT
Hyster 586TB single spreader, with removable blocks for ISO or wide containers		X
Hyster Model 588TB single spreader	X	
CANBus spreader controls	X	
Mechanical Pile Slope	X	
+/- 400 mm Sideshift	X	
ERGONOMICS	STD	OPT
Enclosed operator cabin	X	
Manual tilt operator compartment for service	X	
Powered tilt operator compartment for service		X
Isolated cabin mounting for low noise and vibration	X	
Operator presence system	X	
Mechanical suspension seat	X	
Air suspension seat		X
Deluxe air suspension seat		X

ERGONOMICS (continued)	STD	OPT
Low backrest seat	X	
High backrest seat		X
Armrest on left side	X	
Cloth seat cover	X	
Vinyl seat cover		X
Seat heating		X
Seat ventilation		X
2-point high visibility seatbelt	X	
3-point high visibility seatbelt		X
Lateral seat sliding mechanism		X
Coat hook	X	
"H"-pattern front wiper (Enclosed operator cabin)		X
"I"-pattern front wiper (Enclosed operator cabin)	X	
Intermittent wipers	X	
Top window with armoured glass (Enclosed operator cabin)	X	
Steel bars under armored glass top window (Enclosed operator cabin)		X
Tinted operator compartment windows (all)		X
Tinted operator compartment top window		X
Wire mesh installed on top of operator compartment		X
7" Integrated Performance Display	X	
Joystick hydraulic control integrated in Control Arm	X	
Steering wheel with spinner knob	X	
Directional control on joystick	X	
Park brake - manual	X	
Park brake - automatically applied		X
Heater with adjustable speed fan (Enclosed operator cabin)	X	
Diesel fueled cabin heater		X
Telescoping and tilting steering column	X	
USB outlet inside armrest	X	
24-12 volt DC converter with 1 socket and 2 USB outlets		X
24-12 volt DC converter with 2 sockets and 2 USB outlets		X
Automatic climate control		X
Reading light		X
Sun shades on top and rear		X
Sun visors front window		X
Trainer seat		X
Recirculation fan		X
Accessory mounting post		X
Accessory mounting bracket on cab front right pillar		X
Heated top- and/or rear window		X
Radio preparation set-up (wiring, two speakers and antenna)		X

STANDARD AND OPTIONAL EQUIPMENT

VISIBILITY	STD	OPT
Interior wide angle mirrors	X	
Exterior mirrors mounted to cab		X
Rear view camera system		X
Radar object detection system		X
Halogen work lights	X	
LED work lights		X
High Performance LED work lights		X
Two head lights mounted on front fenders	X	
Four forward work lights mounted on the cabin	X	
Two rearward work lights mounted on the cabin	X	
LED twistlock indicator lights	X	
LED stop/tail/brake lights	X	
Turn signals, hazard & marker lights (LED)	X	
OPERATION	STD	OPT
Air horn 112 dBA		X
Electric horn 105 dBA	X	
Visible alarm – Amber strobe light, ignition activated	X	
Audible alarm – Reverse direction activated 82–102 dB(A), self-adjusting		X
Audible alarm – Reverse direction white noise		X
Blue LED spotlight – rear / front and rear		X
Hydraulic load weighing system		X
Tire pressure monitoring system	X	
Air conditioning shut-off with open door		X
Automatic engine shutdown with timer		X
Lockable battery disconnect switch	X	
Battery jump start connector (NATO plug)		X
Truck Start with key switch and start button	X	
Operator password (display) for Truck Start		X
Seatbelt Interlock on Sequence	X	
Fuses Below 30 amps Replaced by Electric Circuit Breakers		X
Non-lockable fuel cap	X	
Lockable fuel cap		X
Diesel fuel inlet strainer in filler neck		X
Hyster Tracker wireless asset management system	X	
Hyster Tracker wireless asset management - Access / Verification		X
Hyster Tracker wireless asset management - Monitoring		X
Auto greasing system for basic truck and outer mast		X
24 volt electrical system	X	
Steer wheel lug nut protection		X
Front mud flaps		X
Rear mud flaps		X
4 Lifting eyes - 2 front and 2 rear		X

APPEARANCE	STD	OPT
Hyster yellow paint base truck	X	
Special paint base truck		X
Operator compartment special paint (outside only)		X
Hazard warning striping on counterweight		X
SUPPLEMENTAL	STD	OPT
Literature package	X	
Operator's manual	X	
CE certification *		X
Warranty: 24 Months / 4,000 Hours *	X	
Warranty: 12 Months / 2,000 Hours *		X

*Standard or Optional in select markets or on select models.
Other options available through Special Products Engineering Department (SPED). Contact Hyster for details.



Hyster Pacific

1/23 Rowood Road, Prospect NSW 2148


Tel: +61 (2) 9795 3800 Fax: +61 (2) 9792 8484

Hyster Asia

16 Tuas Avenue 20, Singapore 638827

Tel: +65 6863 3387 Fax: +65 6863 3349

Visit us online at www.hyster.com

© Hyster Asia Pacific 2023. All rights reserved. HYSTER,  and Strong Partners. Tough Trucks are trademarks of Hyster-Yale Group, Inc. Specifications and details in this brochure are subject to change without prior notification. Please consult with your Hyster dealer for the most up to date information and to confirm exact capacities.