



**STRONG PARTNERS.  
TOUGH TRUCKS.™**

**FORTENS™**



# IC COUNTERBALANCED DIESEL LIFT TRUCKS

**H2.0-3.5FT FORTENS / FORTENS ADVANCE / FORTENS ADVANCE+**



**2000-3500 KG**

# FORTENS H2.0FT, H2.5FT, H3.0FT, H3.5FT

DISTINGUISHING MARK	1.1	Manufacturer (abbreviation)	
	1.2	Manufacturer's type designation	
		Model	
		Engine / transmission	
		Brake Type	
	1.3	Drive: electric (battery or mains), diesel, petrol, LPG	
	1.4	Operator type: hand, pedestrian, standing, seated, order-picker	
	1.5	Rated capacity/rated load	Q (t)
	1.6	Load centre distance	c (mm)
1.8	Load distance, centre of drive axle to fork	x (mm)	
1.9	Wheelbase	y (mm)	

WEIGHTS	2.1	Service weight	kg
	2.2	Axle loading laden, front/rear	kg
	2.3	Axle loading unladen, front/rear	kg

TYRES/CHASSIS	3.1	Tyres: L=pneumatic, V=solid, SE=pneumatic-shaped solid	
	3.2	Tyre size, front	
	3.3	Tyre size, rear	
	3.5	Number of wheels, front/rear (X = driven)	
	3.6	Tread, front	b <sub>10</sub> (mm)
	3.7	Tread, rear	b <sub>11</sub> (mm)

DIMENSIONS	4.1	Tilt of mast / fork carriage forward / backward	$\alpha/\beta$ (°)
	4.2	Height, mast lowered	h <sub>1</sub> (mm)
	4.3	Free lift $\uparrow$	h <sub>2</sub> (mm)
	4.4	Lift $\uparrow$	h <sub>3</sub> (mm)
	4.5	Height, mast extended $\uparrow$	h <sub>4</sub> (mm)
	4.7	Height of overhead guard (cabin) $\blacksquare$	h <sub>5</sub> (mm)
	4.7.1	Cab height (open cab)	mm
	4.8	Seat height relating to SIP/stand height $\circ$	h <sub>7</sub> (mm)
	4.12	Coupling height	h <sub>10</sub> (mm)
	4.19	Overall length	l <sub>1</sub> (mm)
	4.20	Length to face of forks	l <sub>2</sub> (mm)
	4.21	Overall width $\nabla$	b <sub>1</sub> (mm)
	4.22	Fork dimensions DIN ISO 2331	s/e/l (mm)
	4.23	Fork carriage ISO 2328, class/type A, B	
	4.24	Fork carriage width $\bullet$	b <sub>2</sub> (mm)
	4.31	Ground clearance, laden, below mast	m <sub>1</sub> (mm)
	4.32	Ground clearance, centre of wheelbase	m <sub>2</sub> (mm)
	4.34.1	Aisle width for pallets 1000 x 1200 crossways $\blacklozenge$	A <sub>1</sub> (mm)
	4.34.2	Aisle width for pallets 800 x 1200 lengthways $\blacklozenge$	A <sub>2</sub> (mm)
	4.35	Turning radius	W <sub>1</sub> (mm)
4.36	Internal turning radius	b <sub>12</sub> (mm)	
4.41	90° intersecting aisle (with pallet W = 1200mm, L = 1000mm)		
4.42	Step height (from ground to running board)	(mm)	
4.43	Step height (between intermediate steps between running board and floor)	(mm)	

PERFORMANCE DATA	5.1	Travel speed, laden/unladen	km/h
	5.1.1	Travel speed, laden/unladen, backwards	km/h
	5.2	Lift speed, laden/unladen	m/s
	5.3	Lowering speed, laden/unladen	m/s
	5.5	Drawbar pull, laden/unladen $\blacksquare$	N
	5.7	Gradeability, laden/unladen $\dagger$	%
	5.9	Acceleration time, laden/unladen	s
	5.10	Service brake	

COMBUSTION ENGINE	7.1	Engine manufacturer / type	
	7.2	Engine power according to ISO 1585	kW
	7.3	Rated speed	min-1
	7.4	Number of cylinders/displacement	(-)/cm <sup>3</sup>
	7.5	Fuel consumption according to VDI cycle $\odot$	l/h or kg/h

ADDITIONAL DATA	8.1	Type of drive unit	
	10.1	Operating pressure for attachments	bar
	10.2	Oil volume for attachments $\nabla$	l/min
	10.3	Hydraulic oil tank, capacity	litres
	10.4	Fuel tank, capacity	litres
	10.7	Sound pressure level at the driver's seat $\nabla$	dB(A)
	10.7.1	Sound power level during the workcycle $\blacklozenge$	dB(A)
	10.7.2	Guaranteed sound power 2000/14/EC	dB(A)
	10.8	Towing coupling type	

HYSTER		HYSTER		HYSTER		HYSTER	
H2.0FT		H2.5FT		H3.0FT		H3.5FT	
Fortens		Fortens		Fortens		Fortens	
Yanmar 2.6L		Yanmar 2.6L		Yanmar 2.6L		Yanmar 3.0L	
Basic Powershift		Basic Powershift		Basic Powershift		Basic Powershift	
1-Speed		1-Speed		1-Speed		1-Speed	
Drum Brakes		Drum Brakes		Drum Brakes		Drum Brakes	
Diesel		Diesel		Diesel		Diesel	
Seated		Seated		Seated		Seated	
2.0		2.5		3.0		3.5	
500		500		500		500	
471		471		483		483	
1623		1623		1623		1700	

3563		3902		4612		4799	
5048	516	5778	624	6640	972	7319	980
1851	1712	1782	2120	1823	2789	1797	3002

SE		SE		SE		SE	
7.00 x 12 - 12		7.00 x 12 - 12		28 x 9 - 15		28 x 9 - 15	
6.00 x 9		6.00 x 9		6.50 x 10		6.50 x 10	
2x	2	2x	2	2x	2	2x	2
965		965		965		965	
967		967		967		967	

6		5		6		5		6		5	
2170		2170		2195		2195		2195		2195	
140		140		140		140		140		140	
3250		3250		3055		3055		3055		3055	
3900		3900		3805		3805		3805		3805	
2160		2160		2185		2185		2185		2185	
2181		2181		2206		2206		2206		2206	
1061		1061		1086		1086		1086		1086	
365		365		390		390		390		390	
3486		3559		3633		3633		3633		3734	
2486		2559		2633		2633		2633		2734	
1157	1317	1601	1157	1317	1601	1186	1321	1601	1186	1321	1601
40 x 100 x 1000			40 x 100 x 1000			50 x 120 x 1000			50 x 120 x 1000		
II A			II A			III A			III A		
1070			1070			1070			1070		
107			107			132			132		
160			160			185			185		
3820			3887			3960			4063		
4020			4087			4160			4263		
2149			2216			2277			2380		
629			629			618			647		
1987			2020			2077			2111		
707			707			727			727		
382			382			407			407		

16.9	18.0	16.9	18.0	18.2	19.1	21.1	21.4
16.9	18.0	16.9	18.0	18.2	19.1	16.2	16.6
0.66	0.71	0.61	0.71	0.47	0.62	0.52	0.56
0.58	0.50	0.58	0.50	0.53	0.47	0.53	0.47
17440	11570	17440	11450	16354	11708	19700	11400
21.3	34.2	21.0	29.3	15.0	26.6	16.1	24.3
5.5	4.9	6.0	5.0	6.2	5.3	6.2	5.3
Hydraulic		Hydraulic		Hydraulic		Hydraulic	

Yanmar 4TNE92		Yanmar 4TNE92		Yanmar 4TNE92		Yanmar 4TNE94L	
33.9		33.9		33.9		34.2	
2700		2700		2700		2450	
4	2659	4	2659	4	2659	4	3054
2.7		3.0		3.3		3.8	

Automatic		Automatic		Automatic		Automatic	
0 - 155		0 - 155		0 - 155		0 - 155	
75		75		75		75	
45.8		45.8		45.8		45.8	
52.8		52.8		52.8		52.8	
79		79		79		79	
99		99		99		99	
102		102		102		102	
Pin		Pin		Pin		Pin	

Specification data is based on VDI 2198.

## EQUIPMENT AND WEIGHT:

Weights (line 2.1) are based on the following specifications: 3290mm(H 2.0-2.5 FT) / 3105mm(H 3.0-3.5 FT) TOF 2 stage LFL mast with standard carriage, 1000mm forks with manual levers.

# FORTENS ADVANCE H2.0FT, H2.5FT, H3.0FT, H3.5FT

HYSTER		HYSTER		HYSTER		HYSTER		HYSTER		HYSTER		HYSTER		1.1
H2.0FT		H2.0FT		H2.5FT		H2.5FT		H3.0FT		H3.0FT		H3.5FT		
Fortens Advance		Fortens Advance		Fortens Advance		Fortens Advance		Fortens Advance		Fortens Advance		Fortens Advance		
Yanmar 2.6L		Yanmar 3.0L		Yanmar 2.6L		Yanmar 3.0L		Yanmar 2.6L		Yanmar 3.0L		Yanmar 3.0L		
DuraMatch™		DuraMatch™ 2		DuraMatch™		DuraMatch™ 2		DuraMatch™		DuraMatch™ 2		DuraMatch™ 2		
1-Speed		2-Speed		1-Speed		2-Speed		1-Speed		2-Speed		2-Speed		
ADS Drum or Wet Brakes		Wet Brakes		ADS Drum or Wet Brakes		Wet Brakes		ADS Drum or Wet Brakes		Wet Brakes		Wet Brakes		
Diesel		Diesel		Diesel		Diesel		Diesel		Diesel		Diesel		1.3
Seated		Seated		Seated		Seated		Seated		Seated		Seated		1.4
2.0		2.0		2.5		2.5		3.0		3.0		3.5		1.5
500		500		500		500		500		500		500		1.6
471		471		471		471		483		483		483		1.8
1623		1623		1623		1623		1623		1623		1700		1.9

DISTINGUISHING MARK

3902		3563		4612		3902		4612		4612		4799		2.1
5778	624	5048	516	6640	972	5778	624	6640	972	6640	972	7319	980	2.2
1872	2120	1851	1712	1823	2789	1782	2120	1823	2789	1823	2789	1797	3002	2.3

WEIGHTS

SE		SE		SE		SE		SE		SE		SE		3.1
7.00 x 12 - 12		7.00 x 12 - 12		7.00 x 12 - 12		7.00 x 12 - 12		28 x 9 - 15		28 x 9 - 15		28 x 9 - 15		3.2
6.00 x 9		6.00 x 9		6.00 x 9		6.00 x 9		6.50 x 10		6.50 x 10		6.50 x 10		3.3
2x	2	2x	2	2x	2	2x	2	2x	2	2x	2	2x	2	3.5
965		965		965		965		965		965		965		3.6
967		967		967		967		967		967		967		3.7

TIRES/CHASSIS

6	5	6	5	6	5	6	5	6	5	6	5	6	5	4.1	
2170		2170		2170		2170		2195		2195		2195		4.2	
140		140		140		140		140		140		140		4.3	
3250		3250		3250		3250		3055		3055		3055		4.4	
3900		3900		3900		3900		3805		3805		3805		4.5	
2160		2160		2160		2160		2185		2185		2185		4.7	
2181		2181		2181		2181		2206		2206		2206		4.7.1	
1061		1061		1061		1061		1086		1086		1086		4.8	
365		365		365		365		390		390		390		4.12	
3486		3486		3559		3559		3633		3633		3734		4.19	
2486		2486		2559		2559		2633		2633		2734		4.20	
1157	1317	1601	1157	1317	1601	1157	1317	1601	1186	1321	1601	1186	1321	1601	4.21
40 x 100 x 1000			40 x 100 x 1000			40 x 100 x 1000			50 x 120 x 1000			50 x 120 x 1000			4.22
II A		II A		II A		II A		III A		III A		III A		4.23	
1070		1070		1070		1070		1070		1070		1070		4.24	
107		107		107		107		132		132		132		4.31	
160		160		160		160		185		185		185		4.32	
3820		3820		3887		3820		3960		3960		4063		4.34.1	
4020		4020		4087		4020		4160		4160		4263		4.34.2	
2149		2149		2216		2149		2277		2277		2380		4.35	
629		629		629		629		618		618		647		4.36	
1987		1987		2020		2020		2077		2077		2111		4.41	
702		702		702		702		727		727		727		4.42	
382		382		382		382		407		407		407		4.43	

DIMENSIONS

16.9	18.0	19.1	19.8	16.9	18.0	19.1	19.8	18.2	19.1	21.1	21.4	21.1	21.4	5.1
16.9	18.0	14.7	15.2	16.9	18.0	14.7	15.2	18.2	19.1	16.2	16.6	16.2	16.6	5.1.1
0.62	0.65	0.61	0.64	0.59	0.65	0.61	0.64	0.51	0.57	0.52	0.56	0.52	0.56	5.2
0.58	0.50	0.58	0.50	0.58	0.50	0.58	0.50	0.53	0.47	0.53	0.47	0.53	0.47	5.3
17440	11570	21900	11450	17440	11450	21750	11450	16354	11708	19850	11400	19700	11400	5.5
21.3	34.2	25.5	32.7	21.0	29.3	22.3	28.7	15.0	26.6	18.2	26.5	16.1	24.3	5.7
5.5	4.9	5.4	4.8	6.0	5.0	5.7	5.0	6.2	5.3	5.9	5.2	6.2	5.3	5.9
Hydraulic		Hydraulic		Hydraulic		Hydraulic		Hydraulic		Hydraulic		Hydraulic		5.10

PERFORMANCE DATA

Yanmar 4TNE92		Yanmar 4TNE94L		Yanmar 4TNE92		Yanmar 4TNE94L		Yanmar 4TNE92		Yanmar 4TNE94L		Yanmar 4TNE94L		7.1
33.9		34.2		33.9		34.2		33.9		34.2		34.2		7.2
2700		2450		2700		2450		2700		2450		2450		7.3
4	2659	4	3054	4	2659	4	3054	4	2659	4	3054	4	3054	7.4
2.7		2.9		3.0		2.9		3.3		3.5		3.8		7.5

CONCRETE ENGINE

Automatic		Automatic		Automatic		Automatic		Automatic		Automatic		Automatic		8.1
0 - 155		0 - 155		0 - 155		0 - 155		0 - 155		0 - 155		0 - 155		10.1
75		75		75		75		75		75		75		10.2
45.8		45.8		45.8		45.8		45.8		45.8		45.8		10.3
52.8		52.8		52.8		52.8		52.8		52.8		52.8		10.4
79		79		79		79		79		79		79		10.7
99		99		99		99		99		99		99		10.7.1
102		102		102		102		102		102		102		10.7.2
Pin		Pin		Pin		Pin		Pin		Pin		Pin		10.8

ADDITIONAL DATA

Specification data is based on VDI 2198.

## EQUIPMENT AND WEIGHT:

Weights (line 2.1) are based on the following specifications: 3290mm(H 2.0-2.5 FT) / 3105mm(H 3.0-3.5 FT) of 2 stage LFL mast with standard carriage, 1000mm forks with e-hydraulics. For Fortens Advance trucks fitted with manual levers, the values for lines 5.2 and 7.5 are as on the Fortens VDI table.

# FORTENS ADVANCE+ H2.0FT, H2.5FT, H3.0FT, H3.5FT

DISTINGUISHING MARK	1.1	Manufacturer (abbreviation)	
	1.2	Manufacturer's type designation	
		Model	
		Engine / transmission	
		Brake Type	
	1.3	Drive: electric (battery or mains), diesel, petrol, LPG	
	1.4	Operator type: hand, pedestrian, standing, seated, order-picker	
	1.5	Rated capacity/rated load	Q (t)
	1.6	Load centre distance	c (mm)
1.8	Load distance, centre of drive axle to fork	x (mm)	
1.9	Wheelbase	y (mm)	

WEIGHTS	2.1	Service weight	kg
	2.2	Axle loading laden, front/rear	kg
	2.3	Axle loading unladen, front/rear	kg

TYRES/CHASSIS	3.1	Tyres: L=pneumatic, V=solid, SE=pneumatic-shaped solid	
	3.2	Tyre size, front	
	3.3	Tyre size, rear	
	3.5	Number of wheels, front/rear (X = driven)	
	3.6	Tread, front	b <sub>10</sub> (mm)
	3.7	Tread, rear	b <sub>11</sub> (mm)

DIMENSIONS	4.1	Tilt of mast / fork carriage forward / backward	$\alpha/\beta$ (°)
	4.2	Height, mast lowered	h <sub>1</sub> (mm)
	4.3	Free lift $\uparrow$	h <sub>2</sub> (mm)
	4.4	Lift $\uparrow$	h <sub>3</sub> (mm)
	4.5	Height, mast extended $\uparrow$	h <sub>4</sub> (mm)
	4.7	Height of overhead guard (cabin) $\blacksquare$	h <sub>5</sub> (mm)
	4.7.1	Cab height (open cab)	mm
	4.8	Seat height relating to SIP/stand height $\circ$	h <sub>7</sub> (mm)
	4.12	Coupling height	h <sub>10</sub> (mm)
	4.19	Overall length	l <sub>1</sub> (mm)
	4.20	Length to face of forks	l <sub>2</sub> (mm)
	4.21	Overall width $\nabla$	b <sub>1</sub> (mm)
	4.22	Fork dimensions DIN ISO 2331	s/e/l (mm)
	4.23	Fork carriage ISO 2328, class/type A, B	
	4.24	Fork carriage width $\bullet$	b <sub>2</sub> (mm)
	4.31	Ground clearance, laden, below mast	m <sub>1</sub> (mm)
	4.32	Ground clearance, centre of wheelbase	m <sub>2</sub> (mm)
	4.34.1	Aisle width for pallets 1000 x 1200 crossways $\blacklozenge$	A <sub>1</sub> (mm)
	4.34.2	Aisle width for pallets 800 x 1200 lengthways $\blacklozenge$	A <sub>2</sub> (mm)
	4.35	Turning radius	W <sub>1</sub> (mm)
4.36	Internal turning radius	b <sub>12</sub> (mm)	
4.41	90° intersecting aisle (with pallet W = 1200mm, L = 1000mm)		
4.42	Step height (from ground to running board)	(mm)	
4.43	Step height (between intermediate steps between running board and floor)	(mm)	

PERFORMANCE DATA	5.1	Travel speed, laden/unladen	km/h
	5.1.1	Travel speed, laden/unladen, backwards	km/h
	5.2	Lift speed, laden/unladen	m/s
	5.3	Lowering speed, laden/unladen	m/s
	5.5	Drawbar pull, laden/unladen $\blacksquare$	N
	5.7	Gradeability, laden/unladen $\dagger$	%
	5.9	Acceleration time, laden/unladen	s
	5.10	Service brake	

COMBUSTION ENGINE	7.1	Engine manufacturer / type	
	7.2	Engine power according to ISO 1585	kW
	7.3	Rated speed	min-1
	7.4	Number of cylinders/displacement	(-)/cm <sup>3</sup>
	7.5	Fuel consumption according to VDI cycle $\odot$	l/h or kg/h

ADDITIONAL DATA	8.1	Type of drive unit	
	10.1	Operating pressure for attachments	bar
	10.2	Oil volume for attachments $\nabla$	l/min
	10.3	Hydraulic oil tank, capacity	litres
	10.4	Fuel tank, capacity	litres
	10.7	Sound pressure level at the driver's seat $\nabla$	dB(A)
	10.7.1	Sound power level during the workcycle $\blacklozenge$	dB(A)
	10.7.2	Guaranteed sound power 2000/14/EC	dB(A)
	10.8	Towing coupling type	

HYSTER		HYSTER		HYSTER		HYSTER	
H2.0FT		H2.5FT		H3.0FT		H3.5FT	
Fortens Advance +		Fortens Advance +		Fortens Advance +		Fortens Advance +	
Kubota 2.4L		Kubota 2.4L		Kubota 2.4L		Kubota 2.4L	
DuraMatch™ 2		DuraMatch™ 2		DuraMatch™ 2		DuraMatch™ 2	
2-Speed		2-Speed		2-Speed		2-Speed	
Wet Brakes		Wet Brakes		Wet Brakes		Wet Brakes	
Diesel		Diesel		Diesel		Diesel	
Seated		Seated		Seated		Seated	
2.0		2.5		3.0		3.5	
500		500		500		500	
471		471		483		483	
1623		1623		1623		1700	

3563		3902		4612		4799	
5048	516	5778	624	6640	972	7319	980
1851	1712	1782	2120	1823	2789	1797	3002

SE		SE		SE		SE	
7.00 x 12 - 12		7.00 x 12 - 12		28 x 9 - 15		28 x 9 - 15	
6.00 x 9		6.00 x 9		6.50 x 10		6.50 x 10	
2x	2	2x	2	2x	2	2x	2
965		965		965		965	
967		967		967		967	

6		5		6		5		6		5	
2170		2170		2195		2195		2195		2195	
140		140		140		140		140		140	
3250		3250		3055		3055		3055		3055	
3900		3900		3805		3805		3805		3805	
2160		2160		2185		2185		2185		2185	
2181		2181		2206		2206		2206		2206	
1061		1061		1086		1086		1086		1086	
365		365		390		390		390		390	
3486		3559		3633		3633		3734		3734	
2486		2559		2633		2633		2734		2734	
1157	1317	1601	1157	1317	1601	1186	1321	1601	1186	1321	1601
40 x 100 x 1000			40 x 100 x 1000			50 x 120 x 1000			50 x 120 x 1000		
II A			II A			III A			III A		
1070			1070			1070			1070		
107			107			132			132		
160			160			185			185		
3820			3820			3960			4063		
4020			4020			4160			4263		
2149			2149			2277			2380		
629			629			618			647		
1987			2020			2077			2111		
702			702			727			727		
382			382			407			407		

20.4		20.4		20.4		20.4		21.6		22.0		21.6		22.0	
15.7		15.9		15.7		15.9		16.9		17.1		16.9		17.1	
0.62		0.64		0.61		0.64		0.54		0.56		0.53		0.56	
0.58		0.50		0.58		0.50		0.53		0.47		0.53		0.47	
21800		11450		21800		11450		21800		10800		21800		10600	
37.1		32.7		31.4		28.7		24.9		26.1		22.4		23.9	
5.9		5.5		6.1		5.5		6.4		5.6		6.7		5.7	
Hydraulic				Hydraulic				Hydraulic				Hydraulic			

Kubota FKBL02.4EMD		Kubota FKBL02.4EMD		Kubota FKBL02.4EMD		Kubota FKBL02.4EMD	
43.2		43.2		43.2		43.2	
2400		2400		2400		2400	
4	2434	4	2434	4	2434	4	2434
2.3		2.6		3.1		3.4	

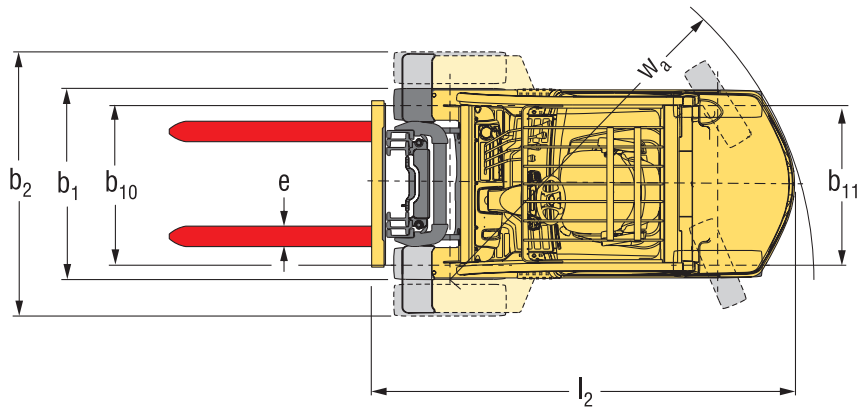
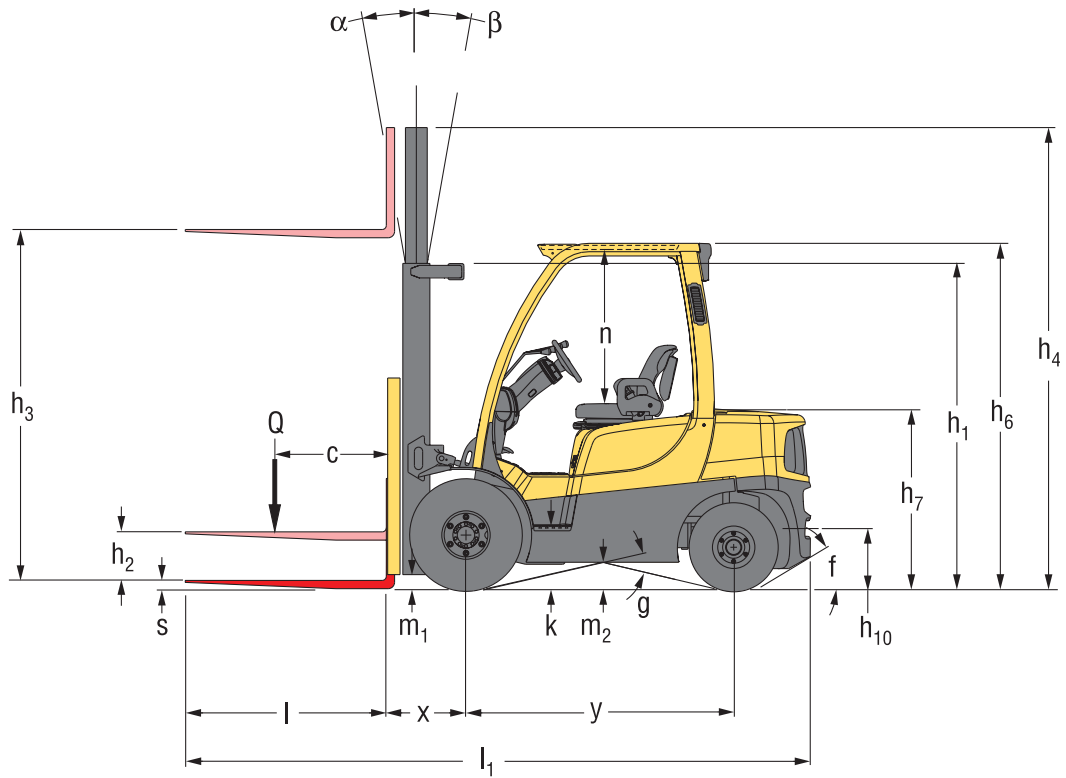
Automatic		Automatic		Automatic		Automatic	
0 - 155		0 - 155		0 - 155		0 - 155	
75		75		75		75	
45.8		45.8		45.8		45.8	
52.8		52.8		52.8		52.8	
78		78		78		78	
97		97		97		97	
101		101		101		101	
Pin		Pin		Pin		Pin	


Specification data is based on VDI 2198.

## EQUIPMENT AND WEIGHT:

Weights (line 2.1) are based on the following specifications: 3290mm(H 2.0-2.5 FT) / 3105mm(H 3.0-3.5 FT) of 2 stage LFL mast with standard carriage, 1000mm forks with e-hydraulics.

# TRUCK DIMENSIONS



 = Centre of gravity of unladen truck

$$Ast = W_a + x + l_6 + a \text{ (see lines 4.34.1 \& 4.34.2)}$$

$a$  = Minimum operating clearance

(VDI standard = 200 mm BITA recommendation = 300 mm)

$l_6$  = Load length

Dimensions (mm)	H2.0FT	H2.5FT	H3.0FT	H3.5FT
f	47%	47%	47%	47%
g	20.9'	20.9'	20.9'	20.9'
k	371	371	371	371
n	1041	1041	1041	1041

# MAST AND CAPACITY INFORMATION

## H2.0-2.5FT MASTS

	Maximum fork height (mm)	Back tilt	Overall lowered height (mm)	Overall Extended height (mm)	Free lift (top of forks) (mm)
2-stage Limited Free Lift	3290	5°	2170	4515 ❖	140 ▽
	3790	5°	2420	5015 ❖	140 ▽
	4330	5°	2770	5555 ❖	140 ▽
	4830	5°	3020	6055 ❖	140 ▽
2-stage Full Free Lift	3300	5°	2170	4525 ❖	1555 ▽
3-stage Full Free Lift	4350	5°	1970	5570 ❖	1380 ▽
	4950	5°	2170	6170 ❖	1580 ▽
	5550	5°	2420	6770 ❖	1830 ▽
	6000	5°	2620	7220 ❖	2030 ▽

## H3.0-3.5FT MASTS

	Maximum fork height (mm)	Back tilt	Overall lowered height (mm)	Overall Extended height (mm)	Free lift (top of forks) (mm)
2-stage Limited Free Lift	3105	5°	2195	4335 ❖	150 ▽
	3605	5°	2445	4835 ❖	150 ▽
	4105	5°	2795	5335 ❖	150 ▽
	4605	5°	3045	5835 ❖	150 ▽
2-stage Full Free Lift	3110	5°	2195	4335 ❖	1495 ▽
3-stage Full Free Lift	4015	5°	1995	5245 ❖	1315 ▽
	4615	5°	2195	5845 ❖	1515 ▽
	4915	5°	2345	6145 ❖	1665 ▽
	5215	5°	2445	6445 ❖	1765 ▽
	5815	5°	2695	7045 ❖	2015 ▽

### H2.0-3.5FT - Capacity Chart in kg @ 500mm Load Centre

	Maximum fork height (mm)	Pneumatic Shaped Solid Tyres									
		Without sideshift		With ISS & FP		Maximum fork height (mm)	Without sideshift		With ISS & FP		
		H2.0FT	H2.5FT	H2.0FT	H2.5FT		H3.0FT	H3.5FT	H3.0FT	H3.5FT	
2-stage Limited Free Lift	3290	2000	2500	2000	2500	3105	3000	3500	2970	3490	
	3790	2000	2500	2000	2500	3605	3000	3500	2950	3480	
	4330	2000	2500	1990	2480	4105	3000	3500	2940	3460	
	4830	1910	2400	1890	2370	4605	2890	3390	2830	3340	
2-stage Full Free Lift	3300	2000	2500	2000	2500	3110	3000	3500	2960	3490	
3-stage Full Free Lift	4350	2000	2500	1970	2500	4015	3000	3500	2930	3460	
	4950	1890	2370	1850	2370	4615	2900	3400	2830	3350	
	5550	1760	2240 ⚡	1720	2220 ⚡	4915	2840	3320 ⚡	2760	3260	
	6000	1660	2120 ⚡	1600	2090 ⚡	5215	2740	3250 ⚡	2680	3180 ⚡	
						5815	2610 ⚡	2950 ⚡	2510 ⚡	2970 ⚡	

### H2.0-3.5FT - Capacity Chart in kg @ 600mm Load Centre

	Maximum fork height (mm)	Pneumatic Shaped Solid Tyres									
		Without sideshift		With ISS & FP		Maximum fork height (mm)	Without sideshift		With ISS & FP		
		H2.0FT	H2.5FT	H2.0FT	H2.5FT		H3.0FT	H3.5FT	H3.0FT	H3.5FT	
2-stage Limited Free Lift	3290	1920	2370	1840	2280	3105	2820	3310	2700	3180	
	3790	1910	2360	1830	2270	3605	2810	3300	2690	3170	
	4330	1890	2350	1810	2250	4105	2790	3290	2670	3150	
	4830	1800	2240	1720	2150	4605	2690	3170	2570	3040	
2-stage Full Free Lift	3300	1920	2380	1840	2280	3110	2820	3310	2700	3180	
3-stage Full Free Lift	4350	1880	2380	1790	2280	4015	2800	3290	2670	3150	
	4950	1760	2250	1690	2160	4615	2700	3190	2580	3050	
	5550	1630	2110 ⚡	1570	2020 ⚡	4915	2630	3110 ⚡	2510	2980	
	6000	1530	1990 ⚡	1460	1900 ⚡	5215	2560	3030 ⚡	2440	2900 ⚡	
						5815	2400 ⚡	2860 ⚡	2290 ⚡	2730 ⚡	

### H2.0-3.5FT - Capacity Chart in kg @ 500mm Load Centre

	Maximum fork height (mm)	Pneumatic Radial Tyres									
		Without sideshift		With ISS & FP		Maximum fork height (mm)	Without sideshift		With ISS & FP		
		H2.0FT	H2.5FT	H2.0FT	H2.5FT		H3.0FT	H3.5FT	H3.0FT	H3.5FT	
2-stage Limited Free Lift	3290	2000	2500	2000	2500	3105	3000	3500	2970	3490	
	3790	2000	2500	2000	2500	3605	3000	3500	2950	3480	
	4330	2000	2500	1990	2480	4105	3000	3500	2940	3460	
	4830	1900	2390 ⚡	1890	2360 ⚡	4605	2890	3340	2820	3340	
2-stage Full Free Lift	3300	2000	2500	2000	2500	3110	3000	3500	2960	3490	
3-stage Full Free Lift	4350	2000	2500 ⚡	1970	2500 ⚡	4015	3000	3500 ⚡	2930	3430	
	4950	1880 ⚡	2370 ⚡	1850 ⚡	2370 ⚡	4615	2900 ⚡	3400 ⚡	2830 ⚡	3350 ⚡	
	5550	1760 ⚡	2240 ❖	1710 ⚡	2220 ❖	4915	2830 ⚡	3330 ❖	2750 ⚡	3270 ❖	
	6000	1650 ⚡	2130 ❖	1600 ⚡	2100 ❖	5215	2760 ⚡	3250 ❖	2680 ⚡	3190 ❖	
						5815	2610 ❖	3080 ❖	2510 ❖	3000 ❖	

### H2.0-3.5FT - Capacity Chart in kg @ 600mm Load Centre

	Maximum fork height (mm)	Pneumatic Radial Tyres									
		Without sideshift		With ISS & FP		Maximum fork height (mm)	Without sideshift		With ISS & FP		
		H2.0FT	H2.5FT	H2.0FT	H2.5FT		H3.0FT	H3.5FT	H3.0FT	H3.5FT	
2-stage Limited Free Lift	3290	1920	2370	1840	2280	3105	2820	3310	2700	3180	
	3790	1910	2360	1830	2270	3605	2810	3300	2690	3170	
	4330	1890	2350	1810	2250	4105	2790	3290	2670	3150	
	4830	1790	2240 ⚡	1720	2150 ⚡	4605	2690	3170	2570	3040	
2-stage Full Free Lift	3300	1920	2380	1840	2280	3110	2820	3310	2700	3180	
3-stage Full Free Lift	4350	1880	2380 ⚡	1790	2280 ⚡	4015	2800	3290 ⚡	2670	3150	
	4950	1760 ⚡	2250 ⚡	1680 ⚡	2150 ⚡	4615	2700 ⚡	3190 ⚡	2580 ⚡	3050 ⚡	
	5550	1630 ⚡	2110 ❖	1560 ⚡	2020 ❖	4915	2630 ⚡	3110 ❖	2510	2980 ❖	
	6000	1520 ⚡	1990 ❖	1450 ⚡	1910 ❖	5215	2550 ⚡	3040 ❖	2440 ⚡	2900 ❖	
						5815	2400 ❖	2860 ❖	2290 ❖	2740 ❖	

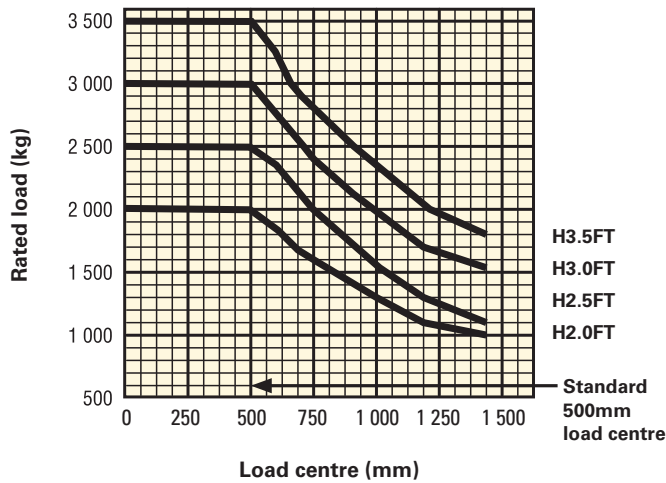
## NOTES

To calculate truck capacities with alternative truck specifications to the ones shown in the above tables, please use the Hy-Rater software.

The rated capacities shown are for masts in a vertical position on trucks equipped with standard or sideshift carriage, and nominal length forks. Masts above the maximum fork heights shown in the mast table are classified as high lift, and depending on the tyre/tread configuration may require reduced capacity, restricted back tilt or wide tread.

Values shown are for standard equipment. When using non-standard equipment, these values may change. Please contact your Hyster dealer for information.

# RATED CAPACITIES

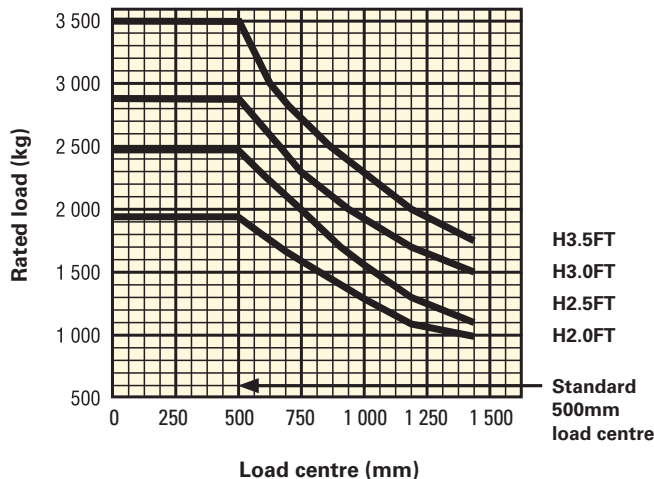


### Load centre

Distance from front of forks to centre of gravity of load.

### Rated load

Based on vertical masts up to 4350 mm (H2.0-2.5FT) and 4170 mm (H3.0-3.5FT).



### Load centre

Distance from front of forks to centre of gravity of load.

### Rated load

Based on vertical masts up to 4350 mm (H2.0-2.5FT) and 4170 mm (H3.0-3.5FT).

### NOTE:

Specifications are affected by the condition of the vehicle and how it is equipped, as well as the nature and condition of the operating area. If these specifications are critical, the proposed application should be discussed with your dealer.

- ¶ Top of forks
- ◆ Without load backrest
- h 6 subject to +/- 5 mm tolerance. H2.0FT - H2.5FT add 25mm when front tyre size 28X9-15 is selected
- Full suspension seat in depressed position
- ◇ Standard/Wide/Dual.
- add 32mm with load backrest
- ◆ Stacking aisle width (lines 4.34.1 & 4.34.2) are based on the VDI standard calculation as shown on illustration. The British Industrial Truck Association recommends the addition of 100 mm to the total clearance (dimension a) for extra operating margin at the rear of the truck.
- For Fortens Advance models supplied with manual levers, the values for lifting speeds (line 5.2) and fuel consumption (line 7.5) are as stated on the Fortens VDI table.
- at 1.6km/h Drawbar pull performance figure (line 5.5) is only indicative for comparison purpose. These performances are only possible for a short period of time.
- † at 4.8km/h. Gradeability figures are provided for comparison of tractive performance, but are not intended to endorse the operation of the vehicle on the stated inclines. Follow instructions in the operating manual regarding operation on inclines.
- ⊙ with Load Sensing Hydraulics
- ◇ Variable.
- ◇ L<sub>PAZ</sub>, measured according to the test cycles and based on the weighting values contained in EN12053
- ◇ L<sub>WAZ</sub>, measured according to the test cycles and based on the weighting values contained in EN12053

### MAST TABLES

- ◆ With load backrest
- ▽ Without load backrest
- ◐ Wide tread or Dual Drive Wheels required for this rating
- \* Dual Drive Wheels required for this rating

### NOTICE

Care must be exercised when handling elevated loads. When the carriage and/or load is elevated, truck stability is reduced. It is important that mast tilt in either direction be kept to a minimum when loads are elevated. Operators must be trained and adhere to the instructions contained in the Operating Manual.

Hyster products are subject to change without notice. Lift trucks illustrated may feature optional equipment.

### CE Safety:

This truck conforms to the current EU requirements.

## PRODUCT PACKAGES

The Hyster Fortens™ range has been designed to match the vast range of application requirements and business objectives that customers demand. The H2.0-3.5FT Series is available in several truck packages, with multiple powertrain combinations to choose from, to best match operational demands. Each configuration offers improved efficiency, advanced dependability, lower cost of operations and simple serviceability.

Model / Bundle	H2.0FT			H2.5FT		
Diesel	Engine	Transmission	Brakes	Engine	Transmission	Brakes
Fortens	Yanmar 2.6L	Basic Powershift 1 speed	Drum Brakes	Yanmar 2.6L	Basic Powershift 1 speed	Drum Brakes
Fortens Advance	Yanmar 2.6L	DuraMatch™ 1 speed	ADS Drum or Wet Brakes	Yanmar 2.6L	DuraMatch™ 1 speed	ADS Drum or Wet Brakes
	Yanmar 3.0L	DuraMatch™ 2 2 speed	Wet Brakes	Yanmar 3.0L	DuraMatch™ 2 2 speed	Wet Brakes
Fortens Advance+	Kubota 2.4L	DuraMatch™ 2 2 speed	Wet Brakes	Kubota 2.4L	DuraMatch™ 2 2 speed	Wet Brakes

Model / Bundle	H3.0FT			H3.5FT		
Diesel	Engine	Transmission	Brakes	Engine	Transmission	Brakes
Fortens	Yanmar 2.6L	Basic Powershift 1 speed	Drum Brakes	Yanmar 3.0L	Basic Powershift 1 speed	Drum Brakes
Fortens Advance	Yanmar 2.6L	DuraMatch™ 1 speed	ADS Drum or Wet Brakes	Yanmar 3.0L	DuraMatch™ 2 2 speed	Wet Brakes
	Yanmar 3.0L	DuraMatch™ 2 2 speed	Wet Brakes	-	-	-
Fortens Advance+	Kubota 2.4L	DuraMatch™ 2 2 speed	Wet Brakes	Kubota 2.4L	DuraMatch™ 2 2 speed	Wet Brakes

Please refer to the Price List for full option configurations.



## PRODUCT FEATURES

### THIS SERIES OF TRUCKS IS AVAILABLE IN THREE CONFIGURATIONS.

This series of trucks is available in three configurations.

The Fortens™ truck offers first-rate performance for many applications, geared to minimise cost of acquisition without compromising performance.

The Fortens Advance truck provides excellent performance for applications, optimised for lowest hourly operating cost.

The Fortens Advance+ truck delivers maximum performance for medium to heavy-duty applications with state-of-the-art features and industry leading power.

### MASTS

The Fortens™ trucks are equipped with a mast, which provides excellent visibility both through the mast and all around. They are manufactured without compromise to provide robust and reliable performance, with minimal maintenance cost over the lifetime of the product. The mast has a robust design and offers excellent rigidity particularly at full lift height.

### ENGINES & FUEL SYSTEM

The Fortens truck is powered by a range of heavy duty industrial engines, designed to deliver power efficiently over a 20,000 hour design life with 500 hour service intervals. All engines feature Cast Iron Blocks and a 5 main bearing design; engines are fully isolated from the frame and axle to prevent direct transmission of noise and vibration, resulting in low vehicle noise and vibration levels. These advanced Industrial Engines feature coil over plug ignition designs, and especially hardened intake and exhaust valve seats to ensure long operating life.

Fortens and Fortens Advance models feature Yanmar 2.6L and 3.0L Diesel Engines. Heavy Duty Diesel Engines from Yanmar have super quick glow plugs allowing the engine to start quickly and reliably under cold conditions, the cold start device delivering a cleaner exhaust by advancing the fuel injection timing based on water temperature. Emissions have been reduced by controlling fuel injection timing according to engine load.

Fortens Advance+ models feature high performance Kubota 2.4L Diesel Engine. The Kubota 2.4L diesel engine is fully compliant with Stage IIIB requirements for regulated markets and is equipped with a Diesel Oxidation catalyst, as standard. This engine uses a sophisticated high-pressure common rail fuel system with full electronic control.

Hyster Stage IIIB trucks stand for profitable low emissions through intelligent design.

They are recognisable by the Stage IIIB symbol.



### TRANSMISSION

The Standard Fortens model features an Electronic Powershift Transmission.

The Fortens Advance & Fortens Advance+ models are available with the electronically controlled **DuraMatch™ transmission**, with one or two speeds providing:

- **Auto Deceleration System (ADS)** automatically slows the truck when the accelerator pedal is released, and finally brings the truck to a stop, which helps to significantly extend brake life. In addition, this feature assists the driver to accurately position the truck in front of a load. There are 10 ADS settings, programmable via the dash display by a service technician, which deliver different braking characteristics, from very gradual to aggressive, to suit the needs of the application.
- **Controlled Power Reversal;** the Pacesetter VSM™ controls the transmission to deliver smooth direction changes. The VSM reduces the throttle to slow the engine, initiates auto-deceleration to stop the truck, changes the transmission direction automatically and increases the throttle to accelerate the truck. The system virtually eliminates tyre spin and shock loads on the transmission and significantly increases tyre life. As with ADS, the system is programmable via the dash display by a service technician, with settings from 1 to 10, to suit the needs of the application.
- **Controlled Roll-Back on Ramp;** the transmission controls the rate of descent of the truck on a ramp, when the brake and throttle pedal are released, to provide maximum control on a grade and increase operator productivity.

This transmission, in addition to the above features:

- **First Gear offers increased Drawbar Pull** for use on gradients
- **Second Gear provides maximum engine efficiency** in applications where longer travel distances are common
- **DuraMatch™ transmissions** are available with **Autospeed Hydraulics**.

The available Oil-immersed brakes offer reduced maintenance and repair time and costs, which results in extended truck dependability and uptime.

Trucks fitted with Oil-immersed brakes are ideally suited to applications in wet, dirty or corrosive environments, and ensure consistent braking performance over the lifetime of the truck. This is thanks to the sealed unit that houses and protects the brakes, so preventing contaminants and damage.

## PRODUCT FEATURES (2)

### AUTOSPEED HYDRAULICS

If the Autospeed Hydraulics option is selected when lifting a load the engine speed is automatically increased to provide full hydraulic power. The Pacesetter VSM maintains the current travel speed (or prevents travel) until the operator steps on the accelerator. No operator inching is required and productivity and efficiency is increased by simplifying operator actions.

All powertrains are controlled, protected and managed by the **Pacesetter™ VSM** industrial on-board computer featuring a CANbus communications network.

This system permits adjustment and optimisation of the truck's performance, in addition to monitoring key functions. It enables quick, easy diagnostics, minimising repair downtime and unnecessary parts swapping. Hassle-Free Hydraulic systems, featuring Leak-free O-ring face seal fittings reduce leaks for enhanced reliability. Non-mechanical, Hall-Effect sensors and switches have been fitted and are designed to outlast the life of the truck.

Load Sensing Hydraulics (LSH) deliver increased operational efficiency, providing a 15% reduction in fuel consumption on the VDI cycle, with no loss in productivity\*. Variable displacement piston pumps match the flow rate and lifting speed continuously to the demands of the duty cycle. The engine therefore supplies only power to the hydraulic pumps when required, so more power is available for driving. This provides increased responsiveness and acceleration, which increases productivity and lowers fuel consumption, reducing overall operating costs.

With LSH Hyster also offers an ECO-eLo (Fuel Efficiency) mode, reducing engine speed by 20% and optimising throttle response, so that the truck operates in the most economical power range. This results in a reduction in fuel consumption of a further 5%\*, but has a limited effect on overall truck productivity under application conditions. The ECO-eLo mode also delivers lower noise levels by up to 3dB(A). If a faster work rate, or higher productivity is required, the truck can easily be reprogrammed to HiP (High Performance) mode of operation through the dash display, with access secured by a unique customer password.

(\*Hyster Productivity Test Cycle: Load Sensing Hydraulics is available on trucks with TouchPoint™ mini-levers.

The ECO-eLo function is only available on trucks with DuraMatch™ transmissions).

The operator compartment features class-leading **Ergonomics** for maximum driver comfort and productivity.

- **Operator space** is optimised by an overhead guard design that achieves a generous floor space.
- **A full range of Cabs** with heating and optional Air Conditioning are available, including lowered cab for operation in containers etc.
- **The Easy-to-use 3-point entry** design of operator compartment has an open non-slip step with a height of just 38.0 cm.
- **The Full Suspension Seat** together with the isolated powertrain provide best in class Whole-Body Vibration levels of 0.6m/s<sup>2</sup>, ensuring that the operator remains comfortable throughout the shift and minimising the operator's exposure to vibration.
- **The TouchPoint™ Mini-lever Armrest** features a contoured design, and - in addition to the hydraulic functions - features a horn and direction switch, ensuring that all key truck functions are within constant, easy reach.
- **The Rear Grab Handle** with horn button and optional swivel seat facilitates reverse driving.
- **An infinitely adjustable steering column**, 30cm diameter steering wheel with spinner knob.

The Hyster Fortens™ is the fastest and easiest lift truck to **Service**.

- **Complete cowl-to-counterweight service access** and simplified layout of wiring and hydraulics offers greater access to components, which in turn decreases service time for un-scheduled repairs and regular maintenance.
- **Fast, colour-coded daily checks and diagnostic systems** can be managed via the dash display.
- **An Engine coolant, oil change and Hydraulic oil change** interval of 4 000 hours also contributes to reduced downtime.



# HYSTER® DEALERS



Contact your nearest Hyster Dealership  
by visiting [www.hyster.com.au](http://www.hyster.com.au)



Contact your local Hyster Dealer

## HYSTER ASIA PACIFIC

1 Bullecourt Avenue, Milperra NSW, Australia 2214

Tel: +61 (2) 9795 3800 Fax: +61 (2) 9792 8484

No. 49, Jalan Astaka V8/84A, Bukit Jelutong,  
40150 Shan Alam, Selangor, Malaysia

Tel: +603 7831 3385

[hyster.com/pacific/en-au](http://hyster.com/pacific/en-au)


[hyster.com/asia/en-sg](http://hyster.com/asia/en-sg)



[/Hysterasiapacific](https://www.facebook.com/Hysterasiapacific)



[@Hyster\\_AP](https://twitter.com/Hyster_AP)

 is a Registered Trademark.

HYSTER is a Registered Trademark. STRONG PARTNERS. TOUGH TRUCKS. EZXCHANGE, HSM and VISTA are trademarks in the United States and certain other jurisdictions. © Hyster Asia Pacific 2016. All rights reserved. Printed in Australia. Specifications and details in this brochure are subject to change without prior notification. Please consult with your Hyster dealer for the most up to date information and to confirm exact capacities.  
3990277 Rev. 10-10/15-TLC

**HYSTER.COM.AU**