



**STRONG PARTNERS.
TOUGH TRUCKS.™**



HYSTER

LITHIUM-ION POWERED PALLET TRUCK

PC1.5 / 1500 KG

HYSTER.COM.AU


> OVERVIEW

PC1.5

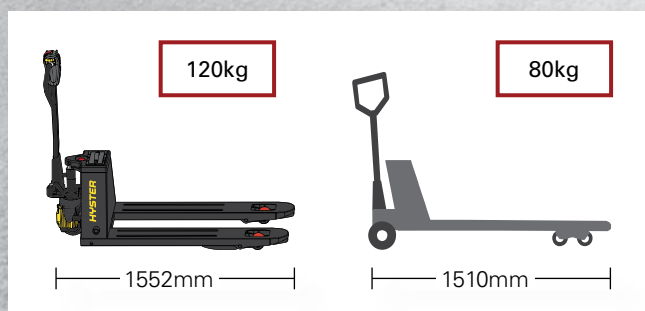
THE HYSTER® LITHIUM-ION POWERED PALLET TRUCK PC1.5 OFFERS IMPROVED EFFICIENCY, REDUCED STRAIN ON OPERATORS AND AN EXCELLENT COST OF OWNERSHIP. COMPACT AND LIGHTWEIGHT, WITH MINIMAL MAINTENANCE REQUIREMENTS, SIMILAR TO A HAND PALLET TRUCK. THE PC1.5 CAN WORK AT THREE TIMES THE INTENSITY AND WITH A 6-SECOND BATTERY EXCHANGE TIME, IS IDEAL FOR CONTINUOUS OPERATIONS.

Productivity ————— Cost of Ownership Delivered ————— Reliable

- Compact and lightweight design
- Powered travelling, lifting and lowering
- Efficiency is tripled over a hand pallet truck
- 6-second battery exchange; suitable for continuous operations
- Intelligent Remote Control key option (Standard for Australia)
- Re-charge alert
- Optional large battery with 3-hour fast charger
- Emergency reverse “belly” button
- Ergonomic, multi-function handle with LCD display to maximise uptime
- Easy and simple to maintain
- Maintenance free components; brushless drive motor and lithium-ion battery
- 60-second drive wheel replacement
- Durable steel frame and protective cover
- Performs well on gradients




> POWERED PALLET TRUCK VS. HAND PALLET TRUCK



Compact and Lightweight



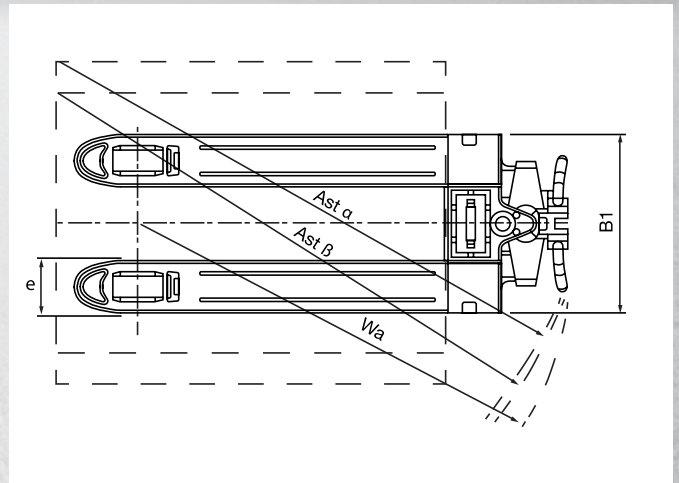
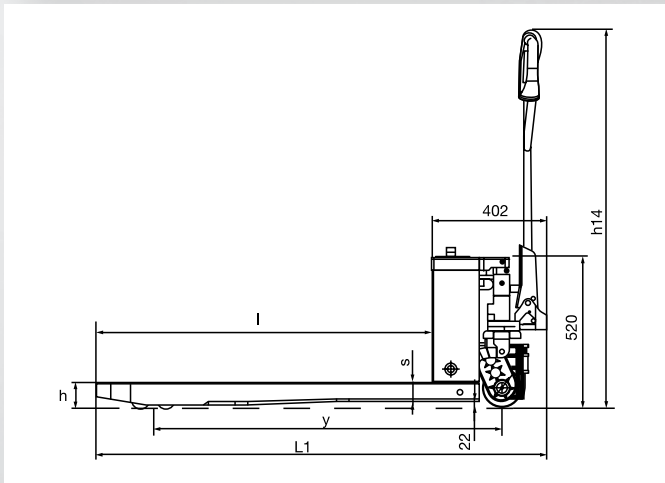
Single/Dual Tandem Load Wheels



Protective Cover

> SPECIFICATIONS AND DIMENSIONS

MANUFACTURER	MEASUREMENT	HYSTER	
Model designation		PC1.5	
Operator type		Pedestrian	
Rated capacity	Q (kg)	1500	
Load center	c (mm)	600	
Overall fork width	B1 (mm)	550 / 685	
Fork dimensions	s x e x l (mm)	58 x 160 x 1150	58 x 160 x 1220
Wheelbase	y (mm)	1197	1267
Overall length	L1 (mm)	1552	1622
Turning radius	Wa (mm)	1353	1426
Aisle width for pallets 1000 x 1200 crossways / 800 x 1200 lengthways	AST α / β (mm)	1718 / 1687	
Lowered height - top of forks	h (mm)	82	
Total lift	h3 (mm)	115	
Height of tiller (min. / max.)	h14 (mm)	640 / 1250	
Maximum gradeability (laden / unladen)	%	6% / 20%	
Travel speed (laden / unladen)	Km / h	4.0 / 4.5	
Control type		DC	
Drive / lift motor	Kw	0.75 / 0.5	
Lift speed - laden / unladen (lowering speed - laden / unladen)	m / s	0.018 / 0.023 (0.056 x 0.046)	
Travel brake type		Regenerative	
Service brake type		Electromagnetic	
Service weight (inc. battery)	Kg	120	125
Axle loading laden front / rear (unladen front / rear)	Kg	1134 / 486 (88 / 32)	
Drive wheel x(1)		Ø140 x 55 Poly	
Load wheel (single x(2) / dual x(4))		Ø80 x 93 Poly / Ø80 x 70 Poly	
Battery type		Lithium	
Battery capacity	Ah	10 / 15	
Battery voltage	V	48	
Power Consumption in accordance with VDI cycle	kWh / h	0.42	
Sound level at driver's ear EN12053	dB(A)	69	



> OPERATOR ASSIST FEATURES

Hold down horn, X2 forward

Speed Setting

Convenient fast / slow pre-set speeds

Press and hold: reverse button + forward throttle, power on

Up-Right Drive

Maximise efficiency in tight spaces

Hold down horn, power on

Service Mode

Utilise brake release in emergencies



HYSTER® DEALERS

Contact your nearest Hyster® Dealership
by visiting www.hyster.com.au



HYSTER PACIFIC

1 Bullecourt Avenue, Milperra NSW, Australia 2214
Tel: +61 (2) 9795 3800 Fax: +61 (2) 9792 8484
hyster.com/pacific/en-au

HYSTER ASIA

16 Tuas Avenue 20, Singapore 638827
Tel: +65 6863 3387 Fax: +65 6863 3349
hyster.com/asia/en-sg



/Hysterasiapacific



HysterJAPIC



Hyster Asia-Pacific