



WWW.HYSTER.COM

ROUGH TERRAIN FORKLIFT
F1.8-5.0UT/F1.8-3.5UT4 / 1800-5000KG
PRODUCT BROCHURE

HYSTER UT SERIES



FEATURES

1 ISOLATED OVERHEAD GUARD

Fully isolated overhead guard, with rubber damping. This significantly reduces machine vibration, optimises operator comfort and reduces their fatigue over relentless rough terrain. The engine and transmission are also isolated.

2 100% DIFFERENTIAL LOCK (2WD)

Powershift transmission with jaw type 100% differential lock, delivers ultimate traction despite the most severe weather conditions and rough operating surfaces.

3 HIGH GROUND CLEARANCE

Improve up-time by keeping the truck moving, even in the roughest of applications, due to high ground clearance and superior manoeuvrability.

4 WIDE VIEW MAST

The wide view mast delivers excellent visibility of the load and operator's forward field of view thus optimising comfort, safety and productivity.

5 ERGONOMIC OPERATOR COMPARTMENT

Ergonomically designed steering wheel, braking system and intuitive control levers aid operator efficiency with enhanced comfort and control. Large and spacious cab with grab handle and wide openings for easy access via the low step.

6 HIGH QUALITY TYRES

Wide footprint industrial tyres, providing stability in uneven working environments.



OVERVIEW

The Range

The F1.8-5.0UT range is available in four different capacities, comprising of two drivetrain options:

➤ 2 Wheel Drive

1,800KG – F1.8UT
 2,500KG – F2.5UT
 3,500KG – F3.5UT
 5,000KG – F5.0UT

➤ 4 Wheel Drive

1,800KG – F1.8UT4
 2,500KG – F2.5UT4
 3,500KG – F3.5UT4

Design

The Hyster UT Rough Terrain series provides the ideal solution for applications facing challenging terrains. The series delivers reliability and productivity when it matters most: on-site in harsh applications. Unlike more traditional rough terrain solutions, these units are far less cumbersome and are designed to facilitate flexibility and improve efficiency. This new addition to the Hyster UT range meets your less frequent usage needs, without compromising on performance, safety or operator needs.

Low Cost of Ownership

The use of high quality and robust components within the UT range deliver a reliable operation with limited wear and tear. This is especially true for the rough terrain series, where the trucks can withstand challenging applications and terrains. Maintenance costs and requirements are further reduced by simple, readily available, genuine and cost effective replacement parts.

Hydraulics

High quality cylinders with hard chrome rods reduce seal wear for long life. A full-flow, low pressure filter on the return line keeps the hydraulic oil clean, which helps to minimise seal and pump wear. In addition, this keeps the control valve in good condition, leading to low service costs.

FEATURES

ELEVATE PRODUCTIVITY

- Operator Presence System (OPS)
- Audible and visual alarms
- LED working, turn and tail lights
- Low mounted LED strobe light
- Optional weighing system; to improve operational efficiency
- Optional cab and screen configurations
- Simple and clear dash; keeping the operator informed
- Optional rear grab handle with horn button, mirror and front and rear cameras to assist operators in specific applications



ENHANCED DRIVER COMFORT

- Driver fatigue minimised by full suspension seat
- Adjustable steering column and seat to suit all operators
- Low entrance step, large uncluttered floor space and ergonomically positioned pedals
- Optional air conditioning and heater

SIMPLE SERVICEABILITY AND LOW COST OF OWNERSHIP

- High quality and robust components, with efficient filtration and effective cooling to significantly reduce wear and tear
- All serviceable parts are easy to access; allowing for fast and straightforward maintenance
- Computer based diagnostics are not required
- Special rough terrain factory forks required*
- Maintenance costs and requirements are reduced by simple, readily available, genuine and cost effective replacement parts



MAST SPECIFICATIONS

F1.8UT / F1.8UT4 MAST AND CAPACITY TABLE @ 500 MM LC

Mast Type	Max fork height (mm)	Lowered height (mm)	Overall Extended Height		Free lift		Mast Tilt		Capacity with Single Pneumatic Tyres (kg)	
			With LBR (mm)	Without LBR (mm)	With LBR (mm)	Without LBR (mm)	Forward (Deg)	Back (Deg)	@ 500mm LC Without Sideshift	@ 500mm LC With Sideshift
			1.8T	1.8T	1.8T	1.8T			1.8T	1.8T
2LFL	2700	1998	3875	3465	105	105	10	12	1800	1800
	3000	2148	4175	3765	105	105	10	12	1800	1800
	3300	2298	4475	4065	105	105	10	12	1800	1800
	3500	2398	4675	4265	105	105	10	12	1800	1800
	3700	2498	4875	4465	105	105	10	12	1800	1800
	4000	2698	5175	4765	105	105	10	12	1800	1800
3FFL	4500	2948	5675	5265	105	105	10	12	1500	1400
	3600	1908	4775	4395	725	1105	10	12	1800	1800
	4000	2033	5175	4795	850	1230	10	12	1800	1800
	4350	2158	5525	5145	980	1360	10	12	1800	1600
	4500	2208	5675	5295	1030	1410	10	12	1500	1400
	4800	2308	5975	5595	1130	1510	10	12	1400	1300
	5000	2408	6175	5795	1230	1610	6	6	1300	1200
	5500	2573	6675	6295	1390	1770	6	6	1000	900
6000	2758	7175	6795	1580	1960	6	6	800	400	
6500	2973	7675	7295	1790	2180	6	6	350	200	

F2.5UT / F2.5UT4 MAST AND CAPACITY TABLE @ 500 MM LC

Mast Type	Max fork height (mm)	Lowered height (mm)	Overall Extended Height		Free lift		Mast Tilt		Capacity with Single Pneumatic Tyres (kg)	
			With LBR (mm)	Without LBR (mm)	With LBR (mm)	Without LBR (mm)	Forward (Deg)	Back (Deg)	@ 500mm LC Without Sideshift	@ 500mm LC With Sideshift
			2.5T	2.5T	2.5T	2.5T			2.5T	2.5T
2LFL	2700	2085	3880	3590	160	160	10	12	2500	2500
	3000	2235	4180	3890	160	160	10	12	2500	2500
	3300	2385	4480	4190	160	160	10	12	2500	2500
	3500	2485	4680	4390	160	160	10	12	2500	2500
	3700	2585	4880	4590	160	160	10	12	2500	2500
	4000	2785	5180	4890	160	160	10	12	2500	2500
3FFL	4500	3035	5680	5390	160	160	10	12	2200	2100
	3700	1990	4880	4435	798	1243	10	12	2500	2400
	4000	2080	5180	4735	888	1333	10	12	2500	2400
	4350	2205	5530	5085	1013	1458	10	12	2400	2300
	4700	2320	5880	5435	1128	1573	10	12	2100	2000
	5000	2455	6180	5735	1263	1708	6	6	1900	1800
5500	2620	6680	6235	1428	1873	6	6	1500	1400	
6000	2805	7180	6735	1613	2058	6	6	1200	1100	

F3.5UT / F3.5UT4 MAST AND CAPACITY TABLE @ 500 MM LC

Mast Type	Max fork height (mm)	Lowered height (mm)	Overall Extended Height		Free lift		Mast Tilt		Capacity with Single Pneumatic Tyres (kg)			
			With LBR (mm)	Without LBR (mm)	With LBR (mm)	Without LBR (mm)	Forward (Deg)	Back (Deg)	@ 500mm LC Without Sideshift		@ 500mm LC With Sideshift	
			3.5T	3.5T	3.5T	3.5T			3.5T		3.5T	
2LFL	2700	2180	4005	3625	165	165	10	12	3500		3200	
	3000	2330	4305	3925	165	165	10	12	3500		3200	
	3300	2480	4605	4225	165	165	10	12	3500		3200	
	3500	2580	4805	4425	165	165	10	12	3500		3200	
	3700	2680	5005	4625	165	165	10	12	3500		3200	
	4000	2880	5305	4925	165	165	10	12	3400		3100	
3FFL	4500	3130	5805	5425	165	165	10	12	3100		2900	
	3700	2115	5005	4560	790	1246	10	12	3500		3400	
	4000	2205	5305	4860	890	1336	10	12	3500		3400	
	4350	2330	5655	5210	1015	1461	10	12	3000		2900	
	4700	2445	5905	5460	1130	1576	10	12	2500	2600	2400	2500
	5000	2580	6205	5760	1265	1710	6	6	2400	2600	2300	2500
5500	2745	6705	6260	1430	1875	6	6	2200	2300	2100	2200	
6000	2930	7205	6760	1615	2060	6	6	1300	1700	1200	1600	

F5.0UT MAST AND CAPACITY TABLE @ 600 MM LC

Mast Type	Max fork height (mm)	Lowered height (mm)	Overall Extended Height		Free lift		Mast Tilt		Capacity with Single Pneumatic Tyres (kg)	
			With LBR (mm)	Without LBR (mm)	With LBR (mm)	Without LBR (mm)	Forward (Deg)	Back (Deg)	@ 600mm LC Without Sideshift	@ 600mm LC With Sideshift
			5.0T	5.0T	5.0T	5.0T			5.0T	5.0T
2LFL	3000	2565	4480	4120	145	145	15	15	5000	4700
	3300	2715	4780	4420	145	145	15	15	5000	4700
	3500	2815	4980	4620	145	145	15	15	5000	4700
	3700	2915	5180	4820	145	145	15	15	5000	4700
	4000	3115	5480	5120	145	145	15	15	5000	4700
	4500	3365	5980	5620	145	145	15	15	4500	4050
3FFL	5000	3615	6480	6120	145	145	15	15	4000	3600
	4000	2560	5480	5140	1000	1350	15	15	5000	4500
	4350	2685	5830	5490	1125	1475	15	15	4500	4050
	4500	2736	5980	5640	1176	1526	15	15	4000	3600
	4700	2802	6180	5840	1242	1592	15	15	3700	3350
	5000	2935	6480	6140	1375	1725	10	15	3300	2950
5400	3060	6880	6540	1500	1850	10	15	2400	2150	
6000	3300	7480	7140	1740	2090	10	15	2000	1800	

SPECIFICATIONS

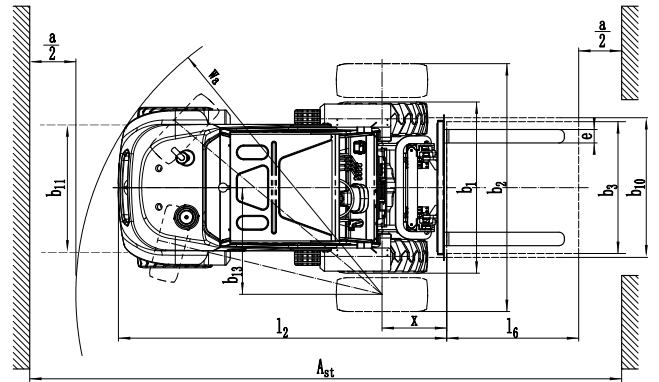
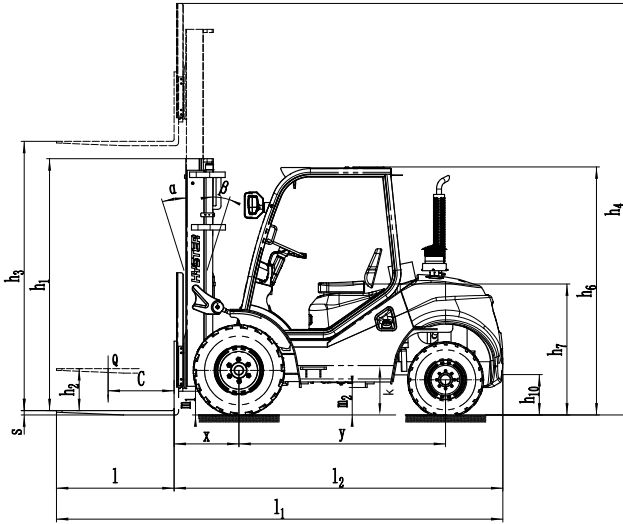
	1.1	Manufacturer	Hyster		Hyster		Hyster		Hyster			
			F1.8UT	F1.8UT4	F2.5UT	F2.5UT4	F3.5UT	F3.5UT4	F5.0UT			
Distinguishing Mark	1.2	Model designation	2WD	4WD	2WD	4WD	2WD	4WD	2WD			
		Drivetrain	4TNE98		4TNE98		4TNE98		ISUZU 6BG1			
	1.3	Drive: electric, diesel, petrol, LPG	Diesel		Diesel		Diesel		Diesel			
	1.4	Operator type	Seated		Seated		Seated		Seated			
	1.5	Rated capacity	Q (kg)	1800	2500	3500	5000					
	1.6	Load centre	c (mm)	500	500	500	600					
	1.8	Load distance, centre of drive axle to fork	x (mm)	509	585	600	732					
	1.9	Wheelbase	Y (mm)	1880	1880	1880	2125					
	Weight	2.1	Unladen weight	kg	3845	4255	4465	4830	5180	5550	8450	
2.2		Axle loading, laden front / rear	kg	4968 / 677	5268 / 787	6129 / 836	6377 / 953	7638 / 1042	7873 / 1177	12105 / 1345		
2.3		Axle loading, unladen front / rear	kg	1538 / 2307	1915 / 2340	1785 / 2680	2173 / 2657	2070 / 3110	2498 / 3052	3800 / 4650		
Tyres, Chassis	3.1	Tyre type	Pneumatic		Pneumatic		Pneumatic		Pneumatic			
	3.2	Tyre size, front	12-16.5-12PR		12-16.5-12PR		14-17.5-14PR		445/65-22.5-18PR			
	3.3	Tyre size, rear	27x10.5-15-14PR	10.0/75-15.3-12PR	27x10.5-15-14PR	10.0/75-15.3-12PR	27x10.5-15-14PR	10.0/75-15.3-12PR	12.5/80-18-12PR			
	3.5	Number of wheels, front / rear (X = driven wheels)	2 x 2		2 x 2		2 x 2		2x2			
	3.6	Tread, front	b10 (mm)	1125	1123	1250	1123	1250	1620			
	3.7	Tread, rear	b11 (mm)	1185	1190	1205	1190	1205	1190	1720		
	Dimensions	4.1	Mast tilt, forward α / back β	degrees	10/12		10/12		10/12		15 / 15	
4.2		Height of mast, lowered	h1 (mm)	2148		2235		2330		2565		
4.3		Free Lift	h2 (mm)	105		160		165		145		
4.4		Lift height, *	h3 (mm)	3000		3000		3000		3000		
4.5		Height of mast, extended E	h4 (mm)	4170		4160		4305		4515		
4.7		Height to top of overhead guard M	h6 (mm)	2256		2256		2276	2280	2545		
4.8		Seat height U	h7 (mm)	940		940		940		950		
4.12		Towing coupling height	h10 (mm)	250		250		265	275	330		
4.19		Overall length (with forks)	l1 (mm)	3980	4060	4060	4196	4071	4211	4837		
4.2		Length to face of forks	l2 (mm)	2910	2990	2990	3126	3001	3141	3617		
4.21		Overall width	b1 (mm)	1440	1450	1557	1450	1600		2067		
4.22		Fork dimensions	s/e/l (mm)	35 x 100 x 1070		40 x 122 x 1070		45 x 122 x 1070		55 x 150 x 1220		
4.23		Fork carriage DIN 15173. Class, A / B		2A		2A		3A		4A		
4.24		Fork carriage width E	b3 (mm)	1350		1200	1350	1200	1500	2000		
4.31		Ground clearance, laden, below mast	m1 (mm)	270		270		270		320		
4.32		Ground clearance at centre of wheelbase	m2 (mm)	250	219	250	219	285	219	374		
4.33		Aisle width with pallets 1000 mm long x 1200 mm wide	Ast (mm)	4580	4850	4655	4925	4670	4940	5480		
4.34		Aisle width with pallets 800 mm wide x 1200mm long	Ast (mm)	4780	5050	4855	5125	4870	5140	5680		
4.35		Outer turning radius	Wa (mm)	2870	3140	2870	3140	2870	3140	3550		
4.36	Inner turning radius	b13 (mm)	1087	1439	1126	1458	1126	1466	1515			
4.42	Step height	K (mm)	435		435		455	460	454*			
Performance Data	5.1	Travel speed laden / unladen	km/h	20 / 20	18 / 18	20 / 20	18 / 18	21 / 21	19 / 19	21 / 21		
	5.2	Lifting speed laden / unladen	m/s	0.61 / 0.63		0.57 / 0.60		0.49 / 0.51		0.38 / 0.41		
	5.3	Lowering speed laden / unladen	m/s	0.45 / 0.48		0.45 / 0.41		0.45 / 0.41		0.45 / 0.41		
	5.5	Drawbar pull, laden / unladen @ 1.6km/h	N	16 / 16	40 / 40	18 / 18	40 / 40	17 / 17	40 / 40	45 / 45		
	5.5	Drawbar pull, laden / unladen @ 4.8 km/h	N	13 / 13	22 / 22	14 / 14	22 / 22	14 / 14	21 / 21	32 / 32		
	5.6	Max. drawbar pull, laden / unladen	N	15 / 15	35 / 35	17 / 17	35 / 35	16 / 16	35 / 35	42 / 42		
	5.7	Gradeability, laden / unladen @ 1.6km/h	%	22 / 37	50 / 60	22 / 37	50 / 60	17 / 30	45 / 55	35 / 35		
	5.8	Gradeability, laden / unladen @ 4.8 km/h	%	17 / 28	35 / 45	17 / 28	31 / 40	12 / 22	24 / 35	23 / 23		
	5.9	Acceleration time with / without load 10m	Sec	4.4 / 4.0	5.3 / 4.9	5.0 / 4.4	5.8 / 5.2	5.1 / 4.4	5.7 / 5.3	5.2 / 4.1		
	5.10	Service brake		Hydraulic		Hydraulic		Hydraulic		Hydraulic		
Combustion Engine	7.1	Engine Manufacturer / type	Yanmar / 4TNE98		Yanmar / 4TNE98		Yanmar 4TNE98		ISUZU 6BG1			
	7.2	Engine power according to ISO 1585	kW		42.1		42.1		82.4			
	7.3	Rated speed	Min-1		2300		2300		2000			
	7.4	Number of cylinders / displacement	(-)/cm3		4 / 3.319		4 / 3.319		6 / 6.494			
	7.5	Fuel consumption according to VDI cycle	l/h		3.8		4.5		5.1	5.6	6.3	7.0
Additional Data	8.1	Drive control	Hydraulic		Hydraulic		Hydraulic		Hydraulic			
	10.1	Operating pressure for attachments x	bar		140		140		150			
	10.2	Oil volume for attachments	l/min		70		70		120			
	10.7	Average noise level at operator's ear -	dB (A)		85.2		87.0		n/a			
	10.7.1	Guaranteed sound power 2001/14/EC	dB (A)		97.8		99.8		n/a			
	10.8	Towing coupling, type DIN	PIN		PIN		PIN		PIN			

- LPAZ, measured according to the test cycles and based on the weighting values contained in EN12053
 E Without load backrest
 M h6 subject to +/- 5 mm tolerance
 X Variable
 U Full suspension specified

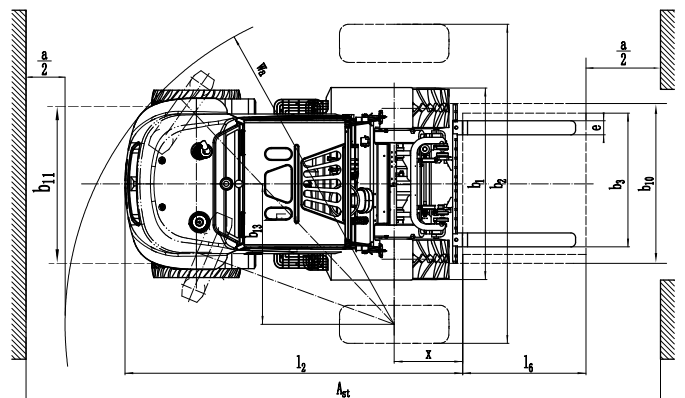
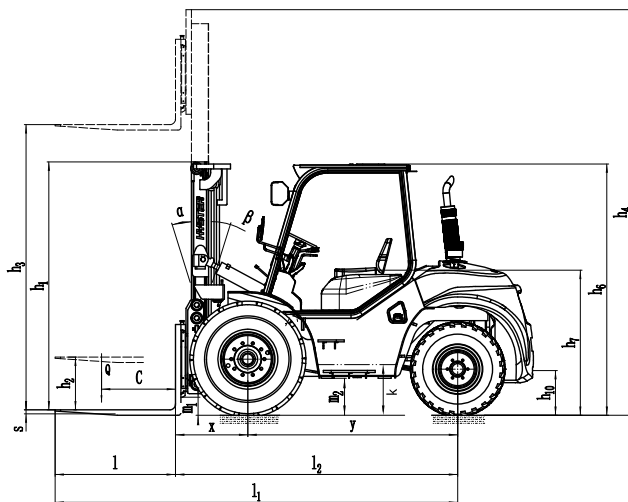
Specification data is based on VDI 2198, with the following configuration: Complete truck with 3000mm 2-stage limited free lift mast, standard carriage and forks, overhead guard and standard superelastic drive and steer tyres. * 2nd step height 764 mm

DIMENSIONS

> F1.8-3.5UT / F1.8-3.5UT4



> F5.0UT





Hyster Pacific

1/23 Rowood Road, Prospect NSW 2145


Tel: +61 (2) 9795 3800 Fax: +61 (2) 9792 8484

Hyster Asia

16 Tuas Avenue 20, Singapore 638827

Tel: +65 6863 3387 Fax: +65 6863 3349

Visit us online at www.hyster.com

© Hyster Asia Pacific 2021. All rights reserved. HYSTER, , and Strong Partners. Tough Trucks are trademarks of Hyster-Yale Group, Inc. Specifications and details in this brochure are subject to change without prior notification. Please consult with your Hyster dealer for the most up to date information and to confirm exact capacities.