



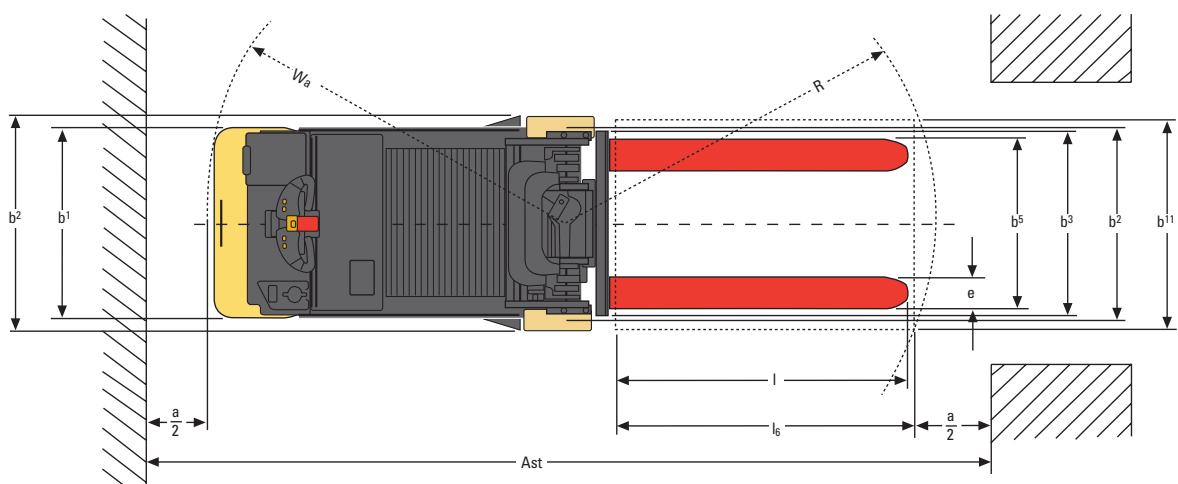
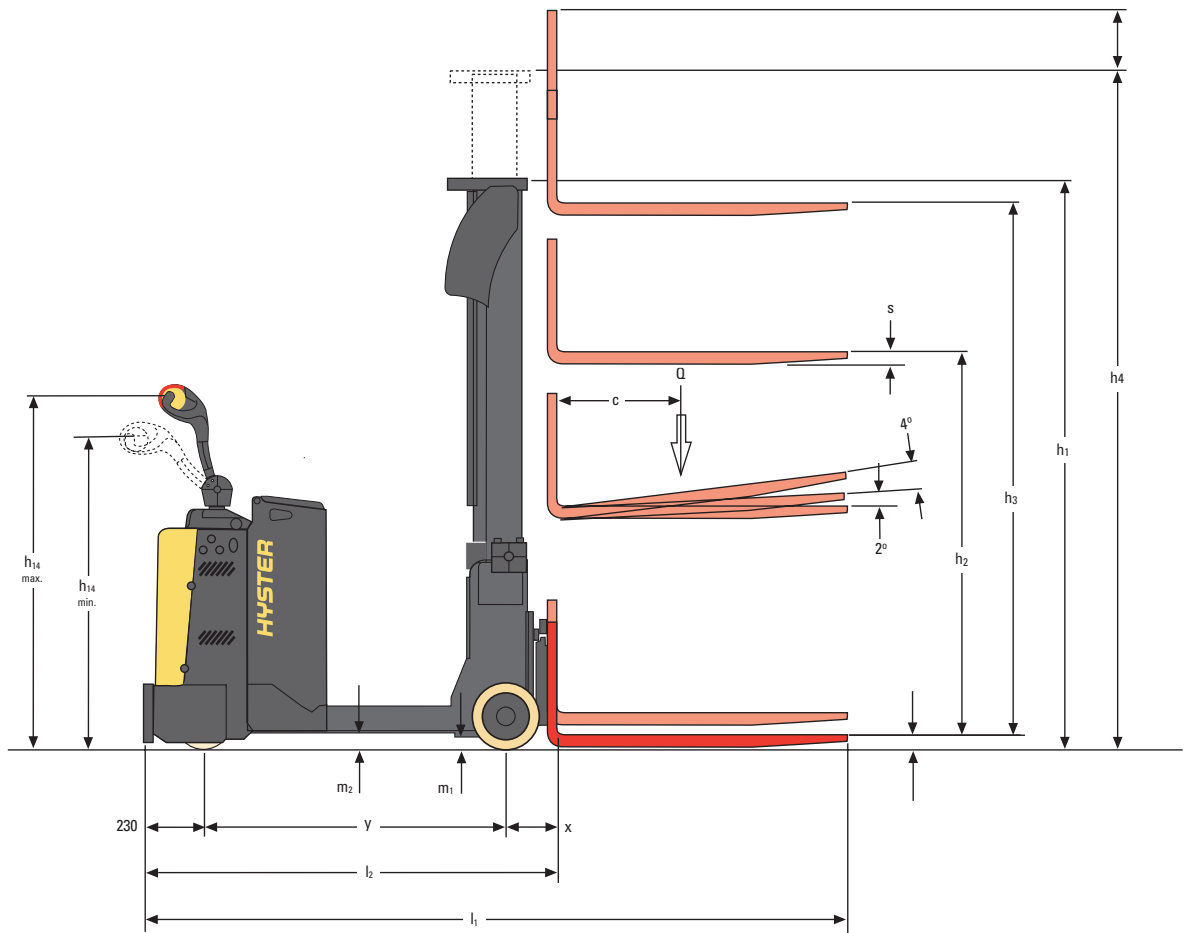
**STRONG PARTNERS
TOUGH TRUCKS.™**



S1.0-1.5C SERIES TECHNICAL GUIDE

WWW.HYSTER.COM

> TRUCK DIMENSIONS



$$A_{st} = W_a + R + a$$

$$R = \sqrt{\frac{(l_6 + x)^2 + (b_{12})^2}{2}}$$

$a = 200\text{mm}$
 $l_6 = \text{Load length}$

S1.0-1.5C SPECIFICATIONS



DISTINGUISHING MARK	1.1	Manufacturer (abbreviation)			Hyster	Hyster	Hyster
	1.2	Manufacturer's type designation			S1.0C	S1.2C	S1.5C
	1.3	Drive: electric (battery type, mains,), diesel, petrol, fuel gas			Battery	Battery	Battery
	1.4	Operator type: hand, pedestrian, standing, seated, order-picker			Pedestrian	Pedestrian	Pedestrian
WEIGHT	1.5	Rated capacity/Rated load	Q	t	1.0	1.2	1.5
	1.6	Load centre distance	c	mm	500	500	500
	1.8	Load distance, centre of drive axle to fork	x	mm	211	211	211
WHEELS	1.9	Wheelbase	y	mm	1300	1450	1600
	2.1	Service weight (3)		kg	2180	2280	2360
	2.2	Axle loading, laden front/rear		kg	520 / 2660	545 / 2935	515 / 3345
	2.3	Axle loading, unladen front/rear		kg	1175 / 1005	1290 / 990	1420 / 940
	3.1	Tyres: polyurethane, tophane, NDIIthane, front/rear			NDIIthane / NDIIthane	NDIIthane / NDIIthane	NDIIthane / NDIIthane
	3.2	Tyre size, front		ø (mm x mm)	254 x 125	254 x 125	254 x 125
	3.3	Tyre size, rear		ø (mm x mm)	200 x 100	200 x 100	200 x 100
DIMENSIONS	3.5	Wheels, number front/rear (x = driven wheels)			1x/2	1x/2	1x/2
	3.7	Tread, rear	b11	(mm)	837	837	837
	4.2	Height, mast lowered (7)	h1	(mm)	2325	2325	2325
	4.3	Free lift	h3	(mm)	100	100	100
	4.4	Lift	h4	(mm)	3372	3372	3372
	4.5	Height, mast extended (8)	h6	(mm)	3961	3961	3961
	4.7	Height of overhead guard (cabin)	h14	(mm)	2312	2312	2312
	4.9	Height drawbar in driving position min./max. (4)	h13	(mm)	1180 / 1485	1180 / 1485	1180 / 1485
	4.15	Height, lowered	h1	(mm)	35	35	35
	4.19	Overall length	l2	(mm)	2742	2892	3042
	4.20	Length to face of forks	b1/ b2	(mm)	1742	1892	2042
	4.21	Overall width	s/e/l	(mm)	788 / 939	788 / 939	788 / 939
	4.22	Fork dimensions DIN ISO 2331 (1)		II A	35 / 100 / 1000	35 / 100 / 1000	35 / 100 / 1000
	4.24	Fork carriage width	b3	(mm)	700	700	700
	4.25	Forks spread	b5	(mm)	240 / 672	240 / 672	240 / 672
	4.31	Ground clearance, laden, below mast	m1	(mm)	59	59	59
	4.32	Ground clearance, centre of wheelbase	m2	(mm)	76	76	76
	4.33	Load dimension b12 x l6	b12 x l6	(mm)	800 x 1200	800 x 1200	800 x 1200
	4.34.1	Aisle width for pallets 1000mm x 1200mm crossways	Ast	(mm)	3111	3258	3406
	4.34.2	Aisle width for pallets 800mm x 1200mm lengthwise	Ast	(mm)	3227	3374	3522
4.35	Turning radius	Wa	(mm)	1560	1707	1855	
PERFORMANCE	5.1	Travel speed, laden/unladen		km/h	6 / 6	6 / 6	6 / 6
	5.1.1	Travel speed, laden/unladen, backwards		km/h	6 / 6	6 / 6	6 / 6
	5.2	Lift speed, laden/unladen		m/s	0,18 / 0,27	0,14 / 0,27	0,13 / 0,27
	5.3	Lowering speed, laden/unladen		m/s	0,33 / 0,27	0,33 / 0,27	0,33 / 0,27
	5.8	Max. gradeability, laden/unladen		%	11 / 11	10 / 10	9 / 9
5.10	Service brake			Electric / Electromagnetic	Electric / Electromagnetic	Electric / Electromagnetic	
ELECTRIC ENGINE	6.1	Drive motor rating S2 60 min		kW	4	4	4
	6.2	Lift motor rating at S3 15% (2)		kW	3	3	3
	6.3	Battery according to DIN 43531/35/36 A,B,C, no			no	no	no
	6.4	Battery voltage/nominal capacity K5		V/Ah	24 / 300 (4) (5)	24 / 400 (6)	24 / 400 (6)
	6.5	Battery weight (3)		kg	233	303	303
	6.6	Energy consumption according to DIN EN 16796		kWh/h	1,53	1,97	2,4
	6.7	Turnover output according to VDI 2198		t/h	38	45.6	57
	6.8	Turnover efficiency according to VDI 2198		t/kWh	31	31	31
8.1	Type of drive unit			AC-Controller	AC-Controller	AC-Controller	
10.7	Sound pressure level at the driver's seat		dB (A)	< 70	< 70	< 70	

> MAST AND CAPACITY INFORMATION

MAST	Height, mast lowered h1 ⁽¹⁾ (mm)	Free lift h2 (mm)	Lift height h3 (mm)	Height, mast extended h4 ⁽²⁾ (mm)	Height, overhead guard h6 (mm)	Weight ⁽³⁾ (kg)
2 STAGE LFL	1925	100	2572	3161	-	595
	2125	100	2972	3561	2262	618
	2325	100	3372	3961	2312	640
	2475	100	3672	4261	2412	657
	2675	100	4072	4661	2612	691
3 STAGE FFL	1875	1305	3876	4451	-	725
	1975	1405	4176	4751	-	740
	2125	1555	4626	5201	2312	765
	2275	1705	5076	5651	2312	792

NOTES:

Specifications are affected by the condition of the vehicle and how it is equipped, as well as the nature and condition of the operating area. Inform your dealer of the nature and condition of the intended operating area when purchasing your Hyster truck.

MODEL TABLE NOTES:

- (1) Option 35/100/1200
- (2) Value referred to S3 10%
- (3) These values may vary of +/- 5%
- (4) Available battery 24V / 400Ah (303kg)
- (5) Available Li-Ion battery 24V / 180Ah (208kg + ballast 24 kg); Li-Ion battery 24V / 240Ah (214kg + ballast 24kg)
- (6) Available Li-Ion battery 24V / 180Ah (208kg + ballast 86kg); Li-Ion battery 24V / 240Ah (214kg + ballast 86kg)
- (7) With free lift of 100mm (2 stage LFL only)
- (8) With load backrest for carriage h4 + 461mm

MODEL TABLE NOTES:

- (1) With free lift of 100mm
- (2) With load backrest for carriage h4 + 461mm
- (3) All weights are: mast structures (weldment, cylinders, chain, pulley) + oil.
EXCLUDED: forks, accessories

NOTICE:

Care must be exercised when handling elevated loads. Operators must be trained and must read, understand and follow the instructions contained in the Operating Manual.

All values are nominal values and they are subject to tolerances. For further information, please contact the manufacturer.

Hyster products are subject to change without notice.

Lift trucks illustrated may feature optional equipment. Values may vary with alternative configurations.

 **Safety:** This truck conforms to the current EU requirements.

Specification data is based on VDI 2198.

GET THE JOB DONE

- Tough counterbalance performance.
- Comprehensive selection of mast configurations.
- Specific options available to ensure trucks meet exact operation requirements, e.g. load back rest, FEM forks and carriages.
- CANbus electronics reduce wiring complexity, for increased reliability.
- Integral sideshift allows optimum fork positioning for all applications.
- Driver Diagnostic Interface (DDI) informs operator in real-time about truck conditions.
- Hour meter and battery discharge indicator with lift interrupt fitted as standard.

PRODUCTIVITY

- Operator-friendly tiller head controls for improved load handling.
- Electrical steering available.
- Compact chassis design improves handling in confined spaces.
- Automatic braking on release of the movement controls.
- Regenerative braking and anti-roll back as standard.
- Adjustable performance settings to suit specific operating conditions.

ERGONOMICS

- Tiller head ergonomically designed for maximum operator comfort.
- Controls positioned to allow operation with either hand
- Electrical steering system provides optimum directional control.
- Software speed reduction on cornering.
- On/off auxiliary functions for tilt and side shift.
- Vertically mounted lifting motor with dampers to reduce noise and vibration.

COST OF OWNERSHIP

- Powerful AC traction motor provides superior performance and increased load moves per hour.
- Increased load moves per hour reduces operating costs.
- Traction and hydraulics managed through MOSFET high frequency Combi controller.
- Intelligent management system optimises energy usage.
- Key-pad access allows greater management control

SERVICEABILITY

- Diagnostic indicators for early warning of maintenance requirements.
- Built in diagnostic system allows preventive maintenance communications, increasing uptime.
- Updated components permit extended service intervals.


STRONG PARTNERS. TOUGH TRUCKS.™

FOR DEMANDING OPERATIONS, EVERYWHERE.

Hyster supplies a complete range of warehouse equipment, IC and electric counterbalanced trucks, container handlers and reach stackers. Hyster is committed to being much more than a lift truck supplier.

Our aim is to offer a complete partnership capable of responding to the full spectrum of material handling issues: Whether you need professional consultancy on your fleet management, fully qualified service support, or reliable parts supply, you can depend on Hyster.

Our network of highly trained dealers provides expert, responsive local support. They can offer cost-effective finance packages and introduce effectively managed maintenance programmes to ensure that you get the best possible value. Our business is dealing with your material handling needs so you can focus on the success of your business today and in the future



STRONG PARTNERS. TOUGH TRUCKS.™

FOR DEMANDING OPERATIONS, EVERYWHERE.



HYSTER EUROPE

Centennial House, Frimley Business Park, Frimley, Surrey, GU16 7SG, England.

Tel: +44 (0) 1276 538500



www.hyster.eu



infoeurope@hyster.com



[/HysterEurope](https://www.facebook.com/HysterEurope)





[@HysterEurope](https://twitter.com/HysterEurope)



[/HysterEurope](https://www.youtube.com/HysterEurope)



HYSTER-YALE UK LIMITED trading as Hyster Europe. Registered Address: Centennial House, Building 4.5, Frimley Business Park, Frimley, Surrey GU16 7SG, United Kingdom. Registered in England and Wales. Company Registration Number: 02636775.

©2021 HYSTER-YALE UK LIMITED, all rights reserved. HYSTER, , STRONG PARTNERS. TOUGH TRUCKS., MONOTROL and  are trademarks of HYSTER-YALE Group, Inc. . Hyster products are subject to change without notice. Forklift trucks illustrated may feature optional equipment.