

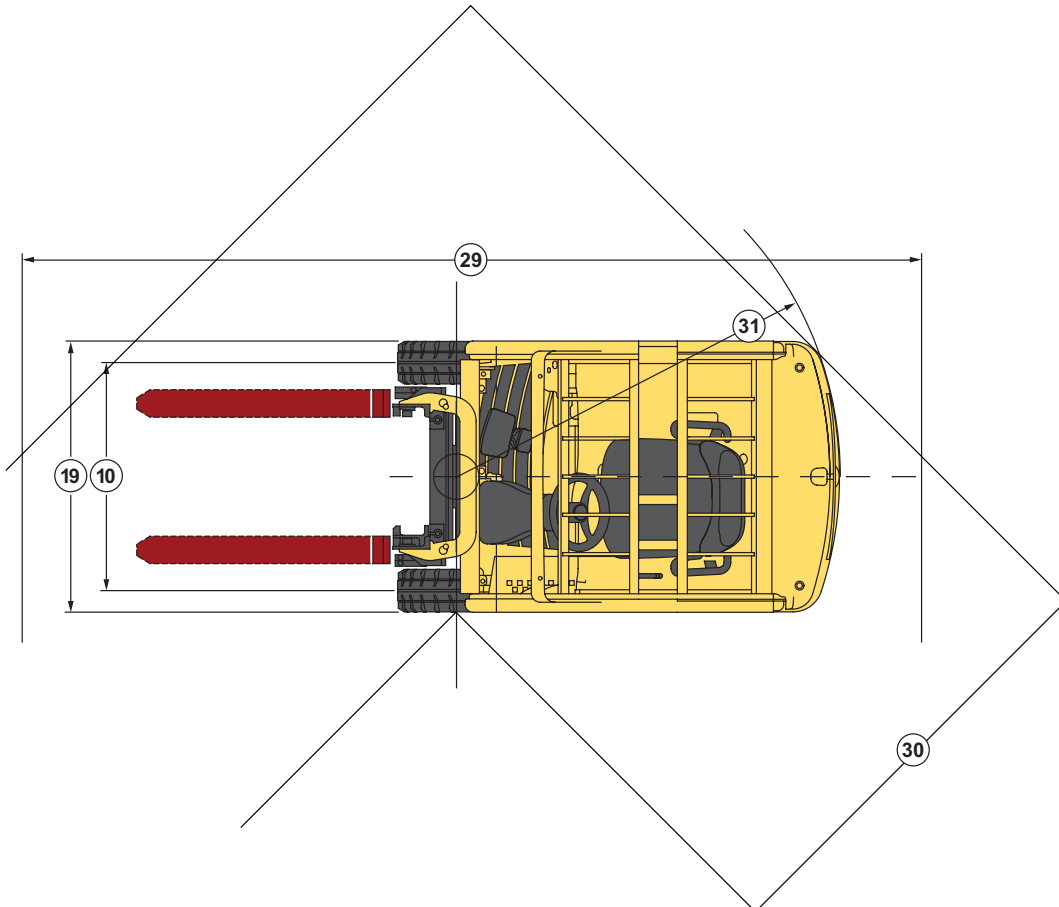
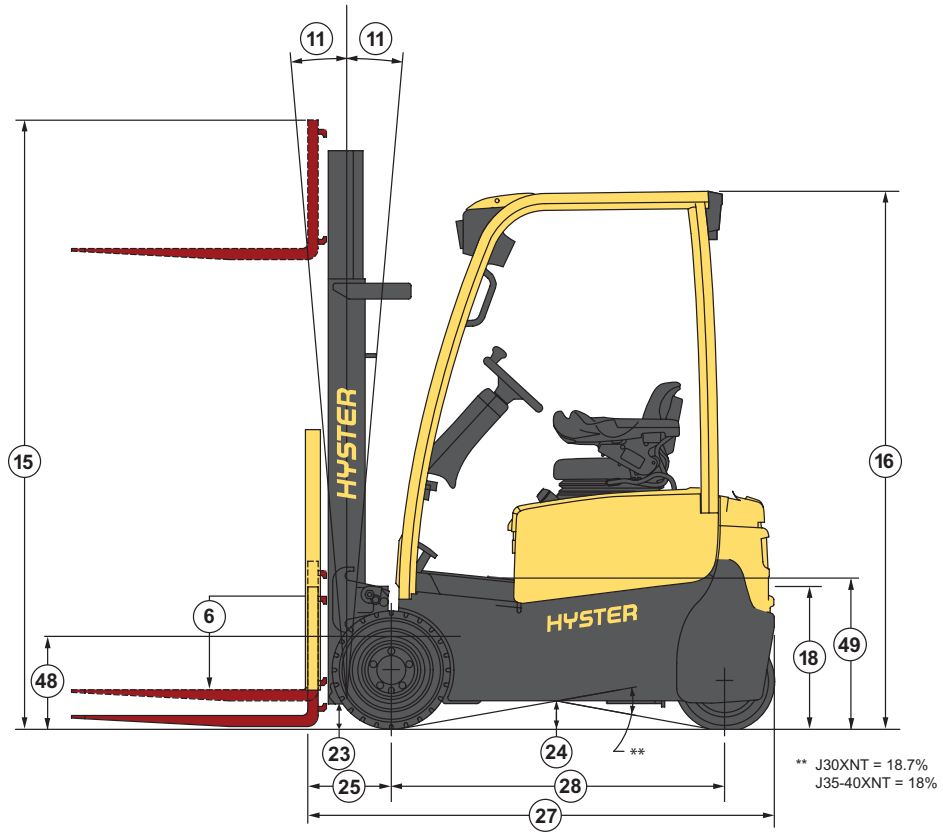
J30-40XNT/XN SERIES



3-WHEEL ELECTRIC FORKLIFT CUSHION TIRE
4-WHEEL ELECTRIC FORKLIFT TRUCK PNEUMATIC TIRE
PRODUCT TECHNICAL GUIDE



J30-40XNT DIMENSIONS



Circled dimensions correspond to the line numbers on the tabulated chart inside the technical guide. Dimensions are in inches (millimeters).

J30XNT SPECIFICATIONS

GENERAL	1	Manufacturer		Hyster		
	2	Model designation		J30XNT		
	3	Power		Electric		
	4	Operation		Sit		
	5	Rated capacity		3000 (1361)		
	6	Load center		24 (610)		
TIRES	7	Tire type - cushion, solid, pneumatic, etc. (drive/steer)		Pneumatic shaped solid/pneumatic shaped solid		
	8	Tire size (drive/steer)	in	18 x 7-8 / 15 x 4.5-8		
	9	Wheels - number x=driven (drive/steer)		2x/2		
	10	Tread ctr. of tires (drive/steer)	in (mm)	35/7.6 (889/194)		
DIMENSIONS	11	Mast tilt	Std opt opt	degrees	5F/5B 10F/5B 5F/4B	
	12	Mast - lowered height	Std mast	in (mm)	78 (1980)	
		Free lift - top of fork	Std 2-stg limited free lift mast	in (mm)	5 (140)	
	13		Opt 2-stg full free lift mast w/without LBR	in (mm)	29/55 (750/1405)	
	14	Lift height - top of fork	Std 2-stg limited free lift mast	in (mm)	119 (3032)	
	15	Mast - extended height	Std mast with/without LBR	in (mm)	168/142 (4262/3606)	
	16	Overhead guard height	Std/flat plate/drive in rack	in (mm)	81.5/77.9/81.5 (2070/1979/2070)	
	17	Sip to bottom std OHG	Nominal Std/susp/swivel	in (mm)	38.5/37.5/37.4 (978/953/951)	
	18	Tow pin height	Vertical center of pin	in (mm)	21.2 (540)	
	19	Overall width		in (mm)	41.3 (1050)	
	20	Forks	Thickness x width x length	in (mm)	1.6 x 3.9 x 42 (40 x 100 x 1067)	
	21	Standard carriage width		in (mm)	38.5 (977)	
	22	Floor to top of battery rollers		in (mm)	7 (178)	
	23	Ground clearance	Lowest point (NL/RL)	in (mm)	2.8/2.8 (70/70)	
	24	Ground clearance	Center of truck (NL/RL)	in (mm)	3.9/3.9 (100/100)	
	25	Load distance	Center of wheel to face of forks	in (mm)	12.6 (321)	
	26	Battery compartment	Height Std/battery rollers/tall	in (mm)	23.9/25.4/26.7 (607/645/677)	
			Width	in (mm)	39 (990)	
			Length	in (mm)	21.5 (546)	
	27	Length to face of forks	Chassis length	in (mm)	70.9 (1802)	
	28	Wheelbase		in (mm)	50.8 (1290)	
	29	Right angle stack††		in (mm)	122.2 (3103)	
	30	Equal aisle	90° intersecting aisle	in (mm)	69.6 (1768)	
	31	Outside turning radius		in (mm)	58.3 (1481)	
	WT.	32	Truck weight	Without battery (NL)	lb (kg)	5120 (2322)
		33	Axle loading - drive	Static with max. wt. battery (NL/RL)	lb (kg)	3555/8721 (1613/3956)
		34	Axle loading - steer	Static with max. wt. battery (NL/RL)	lb (kg)	3764/1599 (1707/725)
PERFORMANCE †	35	Voltage			36 48	
	36	Travel speed	Extended shift off (NL/RL)	mph (km/h)	9.9/9.9 (16/16)	
			Extended shift on (NL/RL)	mph (km/h)	8.7/8.7 (14.0/14.0)	
	37	Lift speed	Std 2-stg LFL mast (NL/RL)	ft/min (m/sec)	128/77 (0.65/0.39)	134/94 (0.68/0.48)
			Opt 2-stg FFL mast (NL/RL)	ft/min (m/sec)	114/75 (0.58/0.38)	120/89 (0.61/0.45)
			Opt 3-stg FFL mast (NL/RL)	ft/min (m/sec)	114/75 (0.58/0.38)	120/89 (0.61/0.45)
			Opt 4-stg FFL mast (NL/RL)	ft/min (m/sec)	120/77 (0.61/0.39)	126/91 (0.64/0.46)
	38	Lower speed	Std 2-stg LFL mast (NL/RL)	ft/min (m/sec)	93/100 (0.47/0.51)	
			Opt 2-stg FFL mast (NL/RL)	ft/min (m/sec)	77/91 (0.39/0.46)	
			Opt 3-stg FFL mast (NL/RL)	ft/min (m/sec)	81/91 (0.41/0.46)	
			Opt 4-stg FFL mast (NL/RL)	ft/min (m/sec)	94/98 (0.48/0.50)	
	39	Gradeability	5 minute rating (NL/RL)	%	38.4/26.5	34/25
60 minute rating (NL/RL)			%	6.0/4.4	9.9/6.5	
40	Drawbar pull	5 minute rating (NL/RL)	LBF	2719/2714 (12096/12072)	2489/2437 (11072/10840)	
		60 minute rating (NL/RL)	LBF	458/462 (2038/2054)	744/691 (3309/3074)	
41	Brake	Method of control (service/parking)		Hydraulic/mechanical		
		Method of operation (service/parking)		Foot/automatic		
ELECTRIC	42	Battery	Type	Lead acid Thin Plate Pure Lead* Lithium-ion*		
	43	Traction motors (dual)	60 minute rating (each)	hp (kw)	6.4 (4.8) 6.7 (5.0)	
	44	Pump motor	15 minute rating	hp (kw)	16.1 (12.0)	
	45	Traction motors	Type/control method	AC/transistor		
	46	Pump motor	Type/control method	AC/transistor		
47	Number of speeds	Traction/pump	Infinitely variable/infinitely variable			
OTHER	48	Step height		in (mm)	19.1 (484)	
	49	Floor height	Lowest point	in (mm)	22.0 (560)	
	50	Attachment relief pressure (mech levers/mini-levers)		psi (bar)	2600/2250 (180/155)	
	51	Auxiliary oil flow	3rd and 4th function	gal/min (l/min)	5.3/10.6 (20/40)	
	52	Sound level	Measured per ANSI B56.11.5	db (a)	69	

* Optional with Hyster Power Collect™

† **CERTIFICATION:** Hyster lift trucks meet the design and construction requirements of B56.1-1969, per OSHA Section 1910.178(a)(2), and also comply with the B56.1 revision in effect at time of manufacture. Certification of compliance with the applicable ANSI standards appears on the lift truck. Performance specifications are for a truck equipped as described under standard equipment on this technical guide. Performance specifications are affected by the condition of the vehicle and how it is equipped, as well as by the nature, condition of the operating area, proper service and maintenance of the vehicle. If these specifications are critical, the proposed application should be discussed with your dealer.

†† The Industrial Truck Association (ITA) defines the formula for calculating right angle stack on 3-wheel trucks with counter rotating load wheels as:
 $Right\ Angle\ Stack = OTR + \sqrt{(Load\ Distance + Load\ Length)^2 + (\frac{Load\ Width}{2})^2}$ (For a 40" wide by 48" long pallet load.) Hyster uses this ITA formula to calculate right angle stack on our 3 and 4 wheel trucks with a zero turn steer axle and counter rotating load wheels. Some documentation incorrectly calculates right angle stack on a 3-wheel zero-turn truck with counter rotating load wheels using the following formula: $Right\ Angle\ Stack = OTR + Load\ Distance + Load\ Length$. This formula generates a value which is invalid and lower than actual right angle stack. When making comparisons, be sure the correct ITA formula is used to calculate right angle stack.

J35XNT SPECIFICATIONS

GENERAL	1	Manufacturer		Hyster
	2	Model designation		J35XNT
	3	Power		Electric
	4	Operation		Sit
	5	Rated capacity	lb (kg)	3500 (1588)
	6	Load center	in (mm)	24 (610)
TIRES	7	Tire type - cushion, solid, pneumatic, etc. (drive/steer)		Pneumatic shaped solid/pneumatic shaped solid
	8	Tire size (drive/steer)	in	18 x 7-8 / 15 x 4.5-8
	9	Wheels - number x=driven (drive/steer)		2x/2
DIMENSIONS	10	Tread ctr. of tires (drive/steer)	in (mm)	35/7.6 (889/194)
	11	Mast tilt	Std opt opt degrees	5F/5B 10F/5B 5F/4B
	12	Mast - lowered height	Std mast in (mm)	78 (1980)
		Free lift - top of fork	Std 2-stg limited free lift mast in (mm)	5 (140)
	13		Opt 2-stg full free lift mast w/without LBR in (mm)	29/55 (750/1405)
	14	Lift height - top of fork	Std 2-stg limited free lift mast in (mm)	119 (3032)
	15	Mast - extended height	Std mast with/without LBR in (mm)	168/142 (4262/3606)
	16	Overhead guard height	Std/flat plate/drive in rack in (mm)	81.5/77.9/81.5 (2070/1979/2070)
	17	Sip to bottom std OHG	Nominal Std/susp/swivel in (mm)	38.5/37.5/37.4 (978/953/951)
	18	Tow pin height	Vertical center of pin in (mm)	21.2 (540)
	19	Overall width	in (mm)	41.3 (1050)
	20	Forks	Thickness x width x length in (mm)	1.6 x 3.9 x 42 (40 x 100 x 1067)
	21	Standard carriage width	in (mm)	38.5 (977)
	22	Floor to top of battery rollers	in (mm)	7 (178)
	23	Ground clearance	Lowest point (NL/RL) in (mm)	2.8/2.8 (70/70)
	24	Ground clearance	Center of truck (NL/RL) in (mm)	3.9/3.9 (100/100)
	25	Load distance	Center of wheel to face of forks in (mm)	12.6 (321)
	26	Battery compartment	Height Std/battery rollers/tall in (mm)	23.9/25.4/26.7 (607/645/677)
			Width in (mm)	39 (990)
			Length in (mm)	25.3 (642)
	27	Length to face of forks	Chassis length in (mm)	74.7 (1898)
	28	Wheelbase	in (mm)	54.6 (1386)
	29	Right angle stack†	in (mm)	125.9 (3199)
	30	Equal aisle	90° intersecting aisle in (mm)	70.6 (1794)
	31	Outside turning radius	in (mm)	62.1 (1577)
	WT.	32	Truck weight	Without battery (NL) lb (kg)
33		Axle loading - drive	Static with max. wt. battery (NL/RL) lb (kg)	3705/9558 (1681/4335)
34		Axle loading - steer	Static with max. wt. battery (NL/RL) lb (kg)	3937/1584 (1786/718)
PERFORMANCE †	35	Voltage		36 48
	36	Travel speed	Extended shift off (NL/RL) mph (km/h)	9.9/9.9 (16/16)
			Extended shift on (NL/RL) mph (km/h)	8.7/8.7 (14.0/14.0)
	37	Lift speed	Std 2-stg LFL mast (NL/RL) ft/min (m/sec)	128/71 (0.65/0.36) 134/89 (0.68/0.45)
			Opt 2-stg FFL mast (NL/RL) ft/min (m/sec)	114/69 (0.58/0.35) 120/85 (0.61/0.43)
			Opt 3-stg FFL mast (NL/RL) ft/min (m/sec)	114/69 (0.58/0.35) 120/85 (0.61/0.43)
			Opt 4-stg FFL mast (NL/RL) ft/min (m/sec)	120/73 (0.61/0.37) 126/89 (0.64/0.45)
	38	Lower speed	Std 2-stg LFL mast (NL/RL) ft/min (m/sec)	93/100 (0.47/0.51)
			Opt 2-stg FFL mast (NL/RL) ft/min (m/sec)	77/91 (0.39/0.46)
			Opt 3-stg FFL mast (NL/RL) ft/min (m/sec)	81/91 (0.41/0.46)
			Opt 4-stg FFL mast (NL/RL) ft/min (m/sec)	94/98 (0.48/0.50)
	39	Gradeability	5 minute rating (NL/RL) %	36.2/24.3 35.0/25.0
		60 minute rating (NL/RL) %	5.7/4.0 9.2/5.9	
40	Drawbar pull	5 minute rating (NL/RL) LBF	2719/2712 (12093/12065) 2479/2417 (11027/10751)	
		60 minute rating (NL/RL) LBF	457/460 (2035/2047) 733/672 (3261/2989)	
41	Brake	Method of control (service/parking) Method of operation (service/parking)	Hydraulic/mechanical Foot/automatic	
ELECTRIC	42	Battery	Type	Lead acid Thin Plate Pure Lead* Lithium-ion*
	43	Traction motors (dual)	60 minute rating (each) hp (kw)	6.4 (4.8) 6.7 (5.0)
	44	Pump motor	15 minute rating hp (kw)	16.1 (12.0)
	45	Traction motors	Type/control method	AC/transistor
	46	Pump motor	Type/control method	AC/transistor
47	Number of speeds	Traction/pump	Infinitely variable/infinitely variable	
OTHER	48	Step height	in (mm)	19.1 (484)
	49	Floor height	Lowest point in (mm)	22.0 (560)
	50	Attachment relief pressure (mech levers/mini-levers)	psi (bar)	2600/2250 (180/155)
	51	Auxiliary oil flow	3rd and 4th function gal/min (l/min)	5.3/10.6 (20/40)
	52	Sound level	Measured per ANSI B56.11.5 dB (a)	69

* Optional with Hyster Power Collect™

† **CERTIFICATION:** Hyster lift trucks meet the design and construction requirements of B56.1-1969, per OSHA Section 1910.178(a)(2), and also comply with the B56.1 revision in effect at time of manufacture. Certification of compliance with the applicable ANSI standards appears on the lift truck. Performance specifications are for a truck equipped as described under standard equipment on this technical guide. Performance specifications are affected by the condition of the vehicle and how it is equipped, as well as by the nature, condition of the operating area, proper service and maintenance of the vehicle. If these specifications are critical, the proposed application should be discussed with your dealer.

†† The Industrial Truck Association (ITA) defines the formula for calculating right angle stack on 3-wheel trucks with counter rotating load wheels as:

$$\text{Right Angle Stack} = \text{OTR} + \sqrt{(\text{Load Distance} + \text{Load Length})^2 + \left(\frac{\text{Load Width}}{2}\right)^2}$$
 (For a 40" wide by 48" long pallet load.) Hyster uses this ITA formula to calculate right angle stack on our 3 and 4 wheel trucks with a zero turn steer axle and counter rotating load wheels. Some documentation incorrectly calculates right angle stack on a 3-wheel zero-turn truck with counter rotating load wheels using the following formula: $\text{Right Angle Stack} = \text{OTR} + \text{Load Distance} + \text{Load Length}$. This formula generates a value which is invalid and lower than actual right angle stack. When making comparisons, be sure the correct ITA formula is used to calculate right angle stack.

J40XNT SPECIFICATIONS

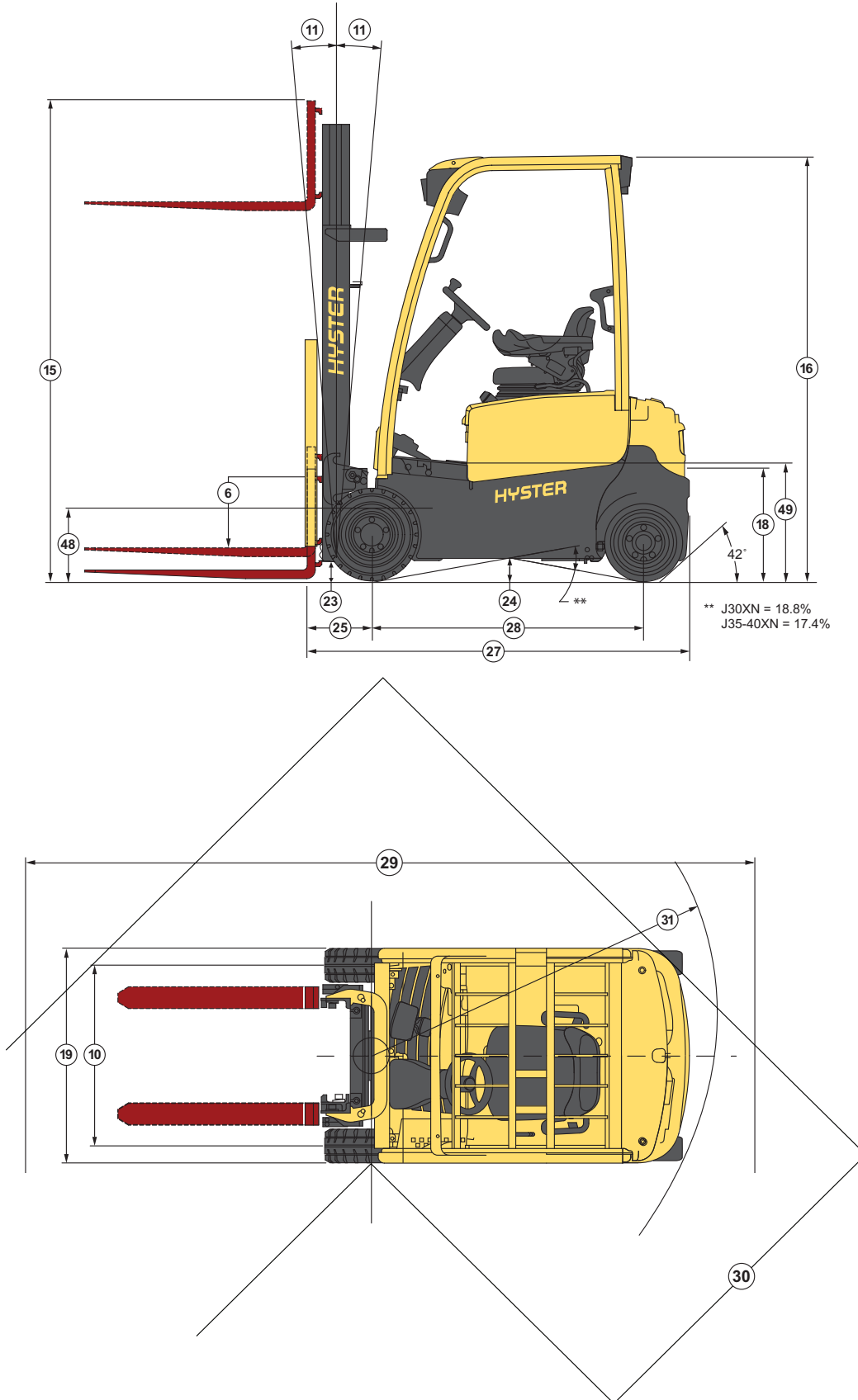
GENERAL	1	Manufacturer		Hyster
	2	Model designation		J40XNT
	3	Power		Electric
	4	Operation		Sit
	5	Rated capacity	lb (kg)	4000 (1814)
	6	Load center	in (mm)	24 (610)
TIRES	7	Tire type - cushion, solid, pneumatic, etc. (drive/steer)		Pneumatic shaped solid/pneumatic shaped solid
	8	Tire size (drive/steer)	in	200/50-10 / 15 x 4.5-8
	9	Wheels - number x=driven (drive/steer)		2x/2
DIMENSIONS	10	Tread ctr. of tires (drive/steer)	in (mm)	35.7/7.6 (908/194)
	11	Mast tilt	Std opt opt degrees	5F/5B 10F/5B 5F/4B
	12	Mast - lowered height	Std mast	in (mm) 78 (1980)
		Free lift - top of fork	Std 2-stg limited free lift mast	in (mm) 5 (140)
	13		Opt 2-stg full free lift mast w/without LBR	in (mm) 29/55 (750/1405)
	14	Lift height - top of fork	Std 2-stg limited free lift mast	in (mm) 119 (3032)
	15	Mast - extended height	Std mast with/without LBR	in (mm) 168/142 (4262/3606)
	16	Overhead guard height	Std/flat plate/drive in rack	in (mm) 81.5/77.9/81.5 (2070/1979/2070)
	17	Sip to bottom std OHG	Nominal Std/susp/swivel	in (mm) 38.5/37.5/37.4 (978/953/951)
	18	Tow pin height	Vertical center of pin	in (mm) 21.2 (540)
	19	Overall width		in (mm) 43.9 (1116)
	20	Forks	Thickness x width x length	in (mm) 1.6 x 3.9 x 42 (40 x 100 x 1067)
	21	Standard carriage width		in (mm) 38.5 (977)
	22	Floor to top of battery rollers		in (mm) 7 (178)
	23	Ground clearance	Lowest point (NL/RL)	in (mm) 2.8/2.8 (70/70)
	24	Ground clearance	Center of truck (NL/RL)	in (mm) 3.9/3.9 (100/100)
	25	Load distance	Center of wheel to face of forks	in (mm) 12.6 (321)
	26	Battery compartment	Height Std/battery rollers/tall	in (mm) 23.9/25.4/26.7 (607/645/677)
			Width	in (mm) 39 (990)
			Length	in (mm) 25.3 (642)
	27	Length to face of forks	Chassis length	in (mm) 74.7 (1898)
	28	Wheelbase		in (mm) 54.6 (1386)
	29	Right angle stack†		in (mm) 125.9 (3199)
	30	Equal aisle	90° intersecting aisle	in (mm) 71.5 (1817)
	31	Outside turning radius		in (mm) 62.1 (1577)
	WT.	32	Truck weight	Without battery (NL) lb (kg)
33		Axle loading - drive	Static with max. wt. battery (NL/RL) lb (kg)	3749/10438 (1701/4735)
34		Axle loading - steer	Static with max. wt. battery (NL/RL) lb (kg)	3937/1248 (1786/566)
PERFORMANCE †	35	Voltage		36 48
	36	Travel speed	Extended shift off (NL/RL) mph (km/h)	9.9/9.9 (16/16)
			Extended shift on (NL/RL) mph (km/h)	8.7/8.7 (14.0/14.0)
	37	Lift speed	Std 2-stg LFL mast (NL/RL) ft/min (m/sec)	128/67 (0.65/0.34) 134/83 (0.68/0.42)
			Opt 2-stg FFL mast (NL/RL) ft/min (m/sec)	114/65 (0.58/0.33) 120/81 (0.61/0.41)
			Opt 3-stg FFL mast (NL/RL) ft/min (m/sec)	114/65 (0.58/0.33) 120/81 (0.61/0.41)
			Opt 4-stg FFL mast (NL/RL) ft/min (m/sec)	120/71 (0.61/0.36) 126/89 (0.64/0.45)
	38	Lower speed	Std 2-stg LFL mast (NL/RL) ft/min (m/sec)	93/100 (0.47/0.51)
			Opt 2-stg FFL mast (NL/RL) ft/min (m/sec)	77/93 (0.39/0.47)
			Opt 3-stg FFL mast (NL/RL) ft/min (m/sec)	81/93 (0.41/0.47)
			Opt 4-stg FFL mast (NL/RL) ft/min (m/sec)	94/98 (0.48/0.50)
	39	Gradeability	5 minute rating (NL/RL) %	36.0/23.6 34.0/21.0
		60 minute rating (NL/RL) %	5.7/3.9 9.2/5.6	
40	Drawbar pull	5 minute rating (NL/RL) LBF	2719/2712 (12093/12062) 2479/2409 (11027/10716)	
		60 minute rating (NL/RL) LBF	457/460 (2034/2044) 733/663 (3261/2949)	
41	Brake	Method of control (service/parking) Method of operation (service/parking)	Hydraulic/mechanical Foot/automatic	
ELECTRIC	42	Battery	Type	Lead acid Thin Plate Pure Lead* Lithium-ion*
	43	Traction motors (dual)	60 minute rating (each) hp (kw)	6.4 (4.8) 6.7 (5.0)
	44	Pump motor	15 minute rating hp (kw)	16.1 (12.0)
	45	Traction motors	Type/control method	AC/transistor
	46	Pump motor	Type/control method	AC/transistor
	47	Number of speeds	Traction/pump	Infinitely variable/infinitely variable
OTHER	48	Step height	in (mm)	19.1 (484)
	49	Floor height	Lowest point in (mm)	22.0 (560)
	50	Attachment relief pressure (mech levers/mini-levers)	psi (bar)	2600/2250 (180/155)
	51	Auxiliary oil flow	3rd and 4th function gal/min (l/min)	5.3/10.6 (20/40)
	52	Sound level	Measured per ANSI B56.11.5 dB (a)	69

* Optional with Hyster Power Collect™

† **CERTIFICATION:** Hyster lift trucks meet the design and construction requirements of B56.1-1969, per OSHA Section 1910.178(a)(2), and also comply with the B56.1 revision in effect at time of manufacture. Certification of compliance with the applicable ANSI standards appears on the lift truck. Performance specifications are for a truck equipped as described under Standard Equipment on this technical guide. Performance specifications are affected by the condition of the vehicle and how it is equipped, as well as by the nature, condition of the operating area, proper service and maintenance of the vehicle. If these specifications are critical, the proposed application should be discussed with your dealer.

†† The Industrial Truck Association (ITA) defines the formula for calculating right angle stack on 3-wheel trucks with counter rotating load wheels as:
 $Right\ Angle\ Stack = OTR + \sqrt{(Load\ Distance + Load\ Length)^2 + (\frac{Load\ Width}{2})^2}$ (For a 40" wide by 48" long pallet load.) Hyster uses this ITA formula to calculate right angle stack on our 3 and 4 wheel trucks with a zero turn steer axle and counter rotating load wheels. Some documentation incorrectly calculates right angle stack on a 3-wheel zero-turn truck with counter rotating load wheels using the following formula: $Right\ Angle\ Stack = OTR + Load\ Distance + Load\ Length$. This formula generates a value which is invalid and lower than actual right angle stack. When making comparisons, be sure the correct ITA formula is used to calculate right angle stack.

J30-40XN DIMENSIONS



Circled dimensions correspond to the line numbers on the tabulated chart inside the technical guide. Dimensions are in inches (millimeters).

J30XN SPECIFICATIONS

GENERAL	1	Manufacturer		Hyster		
	2	Model designation		J30XN		
	3	Power		Electric		
	4	Operation		Sit		
TIRES	5	Rated capacity	lb (kg)	3000 (1361)		
	6	Load center	in (mm)	24 (610)		
	7	Tire type - cushion, solid, pneumatic, etc. (drive/steer)		Pneumatic shaped solid/pneumatic shaped solid		
	8	Tire size (drive/steer)	in	18 x 7-8 / 140/55-9		
	9	Wheels - number x=driven (drive/steer)		2x/2		
	10	Tread ctr. of tires (drive/steer)	in (mm)	35/35.4 (889/898)		
	DIMENSIONS	11	Mast tilt	Std opt opt degrees	5F/5B 10F/5B 5F/4B	
		12	Mast - lowered height	Std mast in (mm)	78 (1980)	
		13	Free lift - top of fork	Std 2-stg limited free lift mast	in (mm)	5 (140)
				Opt 2-stg full free lift mast w/without LBR	in (mm)	29/55 (750/1405)
14		Lift height - top of fork	Std 2-stg limited free lift mast	in (mm)	119 (3032)	
15		Mast - extended height	Std mast with/without LBR	in (mm)	168/142 (4262/3606)	
16		Overhead guard height	Std/flat plate/drive in rack	in (mm)	81.5/77.9/81.5 (2070/1979/2070)	
17		Sip to bottom std OHG	Nominal Std/susp/swivel	in (mm)	38.5/37.5/37.4 (978/953/951)	
18		Tow pin height	Vertical center of pin	in (mm)	14.1 (360)	
19		Overall width		in (mm)	41.3 (1050)	
20		Forks	Thickness x width x length	in (mm)	1.6 x 3.9 x 42 (40 x 100 x 1067)	
21		Standard carriage width		in (mm)	38.5 (977)	
22		Floor to top of battery rollers		in (mm)	7 (178)	
23		Ground clearance	Lowest point (NL/RL)	in (mm)	2.8/2.8 (70/70)	
24		Ground clearance	Center of truck (NL/RL)	in (mm)	3.9/3.9 (100/100)	
25		Load distance	Center of wheel to face of forks	in (mm)	12.6 (321)	
26		Battery compartment	Height Std/battery rollers/tall	in (mm)	23.9/25.4/26.7 (607/645/677)	
			Width	in (mm)	39 (990)	
27		Length to face of forks	Length	in (mm)	21.5 (546)	
			Chassis length	in (mm)	74 (1879)	
28	Wheelbase		in (mm)	52.6 (1335)		
29	Right angle stack††		in (mm)	125.2 (3180)		
30	Equal aisle	90° intersecting aisle	in (mm)	70.1 (1781)		
31	Outside turning radius		in (mm)	61.3 (1558)		
WT.	32	Truck weight	Without battery (NL) lb (kg)	5140 (2331)		
	33	Axle loading - drive	Static with max. wt. battery (NL/RL) lb (kg)	3641/8733 (1652/3961)		
	34	Axle loading - steer	Static with max. wt. battery (NL/RL) lb (kg)	3695/1603 (1676/727)		
PERFORMANCE †	35	Voltage		36 48		
	36	Travel speed	Extended shift off (NL/RL)	mph (km/h)	9.9/9.9 (16/16)	
			Extended shift on (NL/RL)	mph (km/h)	8.7/8.7 (14.0/14.0)	
	37	Lift speed	Std 2-stg LFL mast (NL/RL)	ft/min (m/sec)	128/77 (0.65/0.39) 134/94 (0.68/0.48)	
			Opt 2-stg FFL mast (NL/RL)	ft/min (m/sec)	114/75 (0.58/0.38) 120/89 (0.61/0.45)	
			Opt 3-stg FFL mast (NL/RL)	ft/min (m/sec)	114/75 (0.58/0.38) 120/89 (0.61/0.45)	
			Opt 4-stg FFL mast (NL/RL)	ft/min (m/sec)	120/77 (0.61/0.39) 126/91 (0.64/0.46)	
	38	Lower speed	Std 2-stg LFL mast (NL/RL)	ft/min (m/sec)	93/100 (0.47/0.51)	
			Opt 2-stg FFL mast (NL/RL)	ft/min (m/sec)	77/91 (0.39/0.46)	
			Opt 3-stg FFL mast (NL/RL)	ft/min (m/sec)	81/91 (0.41/0.46)	
			Opt 4-stg FFL mast (NL/RL)	ft/min (m/sec)	94/98 (0.48/0.50)	
	39	Gradeability	5 minute rating (NL/RL)	%	38.4/26.5 34/25	
60 minute rating (NL/RL)			%	6.0/4.4 9.9/6.5		
40	Drawbar pull	5 minute rating (NL/RL)	LBF	2719/2714 (12096/12072) 2489/2437 (11072/10840)		
		60 minute rating (NL/RL)	LBF	458/462 (2038/2054) 744/691 (3309/3074)		
41	Brake	Method of control (service/parking)		Hydraulic/mechanical		
		Method of operation (service/parking)		Foot/automatic		
ELECTRIC	42	Battery	Type	Lead acid Thin Plate Pure Lead* Lithium-ion*		
	43	Traction motors (dual)	60 minute rating (each) hp (kw)	6.4 (4.8) 6.7 (5.0)		
	44	Pump motor	15 minute rating hp (kw)	16.1 (12.0)		
	45	Traction motors	Type/control method	AC/transistor		
	46	Pump motor	Type/control method	AC/transistor		
47	Number of speeds	Traction/pump		Infinitely variable/infinitely variable		
OTHER	48	Step height	in (mm)	19.1 (484)		
	49	Floor height	Lowest point in (mm)	22.0 (560)		
	50	Attachment relief pressure (mech levers/mini-levers)	psi (bar)	2600/2250 (180/155)		
	51	Auxiliary oil flow	3rd and 4th function gal/min (l/min)	5.3/10.6 (20/40)		
	52	Sound level	Measured per ANSI B56.11.5 dB (a)	69		

* Optional with Hyster Power Collect™

† **CERTIFICATION:** Hyster lift trucks meet the design and construction requirements of B56.1-1969, per OSHA Section 1910.178(a)(2), and also comply with the B56.1 revision in effect at time of manufacture. Certification of compliance with the applicable ANSI standards appears on the lift truck. Performance specifications are for a truck equipped as described under standard equipment on this technical guide. Performance specifications are affected by the condition of the vehicle and how it is equipped, as well as by the nature, condition of the operating area, proper service and maintenance of the vehicle. If these specifications are critical, the proposed application should be discussed with your dealer.

†† The Industrial Truck Association (ITA) defines the formula for calculating right angle stack on 3-wheel trucks with counter rotating load wheels as:
 $Right\ Angle\ Stack = OTR + \sqrt{(Load\ Distance + Load\ Length)^2 + (\frac{Load\ Width}{2})^2}$ (For a 40" wide by 48" long pallet load.) Hyster uses this ITA formula to calculate right angle stack on our 3 and 4 wheel trucks with a zero turn steer axle and counter rotating load wheels. Some documentation incorrectly calculates right angle stack on a 3-wheel zero-turn truck with counter rotating load wheels using the following formula: $Right\ Angle\ Stack = OTR + Load\ Distance + Load\ Length$. This formula generates a value which is invalid and lower than actual right angle stack. When making comparisons, be sure the correct ITA formula is used to calculate right angle stack.

J35XN DIMENSIONS

GENERAL	1	Manufacturer		Hyster		
	2	Model designation		J35XN		
	3	Power		Electric		
	4	Operation		Sit		
	5	Rated capacity	lb (kg)	3500 (1588)		
	6	Load center	in (mm)	24 (610)		
TIRES	7	Tire type - cushion, solid, pneumatic, etc. (drive/steer)		Pneumatic shaped solid/pneumatic shaped solid		
	8	Tire size (drive/steer)	in	18 x 7-8 / 140/55-9		
	9	Wheels - number x=driven (drive/steer)		2x/2		
	10	Tread ctr. of tires (drive/steer)	in (mm)	35/35.4 (889/898)		
DIMENSIONS	11	Mast tilt	Std opt opt	degrees	5f/5b 10f/5b 5f/4b	
	12	Mast - lowered height	Std mast	in (mm)	78 (1980)	
		Free lift - top of fork	Std 2-stg limited free lift mast	in (mm)	5 (140)	
	13		Opt 2-stg full free lift mast w/without LBR	in (mm)	29/55 (750/1405)	
	14	Lift height - top of fork	Std 2-stg limited free lift mast	in (mm)	119 (3032)	
	15	Mast - extended height	Std mast with/without LBR	in (mm)	168/142 (4262/3606)	
	16	Overhead guard height	Std/flat plate/drive in rack	in (mm)	81.5/77.9/81.5 (2070/1979/2070)	
	17	Sip to bottom std OHG	Nominal Std/susp/swivel	in (mm)	38.5/37.5/37.4 (978/953/951)	
	18	Tow pin height	Vertical center of pin	in (mm)	14.1 (360)	
	19	Overall width		in (mm)	41.3 (1050)	
	20	Forks	Thickness x width x length	in (mm)	1.6 x 3.9 x 42 (40 x 100 x 1067)	
	21	Standard carriage width		in (mm)	38.5 (977)	
	22	Floor to top of battery rollers		in (mm)	7 (178)	
	23	Ground clearance	Lowest point (NL/RL)	in (mm)	2.8/2.8 (70/70)	
	24	Ground clearance	Center of truck (NL/RL)	in (mm)	3.9/3.9 (100/100)	
	25	Load distance	Center of wheel to face of forks	in (mm)	12.6 (321)	
	26	Battery compartment	Height Std/battery rollers/tall	in (mm)	23.9/25.4/26.7 (607/645/677)	
			Width	in (mm)	39 (990)	
			Length	in (mm)	25.3 (642)	
	27	Length to face of forks	Chassis length	in (mm)	77.8 (1975)	
	28	Wheelbase		in (mm)	56.3 (1431)	
	29	Right angle stack††		in (mm)	129 (3276)	
	30	Equal aisle	90° intersecting aisle	in (mm)	71.4 (1813)	
	31	Outside turning radius		in (mm)	65.1 (1654)	
	WT.	32	Truck weight	Without battery (NL)	lb (kg)	5270 (2390)
		33	Axle loading - drive	Static with max. wt. battery (NL/RL)	lb (kg)	3795/9573 (1721/4342)
34		Axle loading - steer	Static with max. wt. battery (NL/RL)	lb (kg)	3866/1588 (1754/720)	
PERFORMANCE †	35	Voltage			36 48	
	36	Travel speed	Extended shift off (NL/RL)	mph (km/h)	9.9/9.9 (16/16)	
			Extended shift on (NL/RL)	mph (km/h)	8.7/8.7 (14.0/14.0)	
	37	Lift speed	Std 2-stg LFL mast (NL/RL)	ft/min (m/sec)	128/71 (0.65/0.36) 134/89 (0.68/0.45)	
			Opt 2-stg FFL mast (NL/RL)	ft/min (m/sec)	114/69 (0.58/0.35) 120/85 (0.61/0.43)	
			Opt 3-stg FFL mast (NL/RL)	ft/min (m/sec)	114/69 (0.58/0.35) 120/85 (0.61/0.43)	
			Opt 4-stg FFL mast (NL/RL)	ft/min (m/sec)	120/73 (0.61/0.37) 126/89 (0.64/0.45)	
	38	Lower speed	Std 2-stg LFL mast (NL/RL)	ft/min (m/sec)	93/100 (0.47/0.51)	
			Opt 2-stg FFL mast (NL/RL)	ft/min (m/sec)	77/91 (0.39/0.46)	
			Opt 3-stg FFL mast (NL/RL)	ft/min (m/sec)	81/91 (0.41/0.46)	
			Opt 4-stg FFL mast (NL/RL)	ft/min (m/sec)	94/98 (0.48/0.50)	
	39	Gradeability	5 minute rating (NL/RL)	%	36.2/24.3 35.0/25.0	
			60 minute rating (NL/RL)	%	5.7/4.0 9.2/5.9	
	40	Drawbar pull	5 minute rating (NL/RL)	LBF	2719/2712 (12093/12065) 2479/2417 (11027/10751)	
		60 minute rating (NL/RL)	LBF	457/460 (2035/2047) 733/672 (3261/2989)		
ELECTRIC	41	Brake	Method of control (service/parking)		Hydraulic/mechanical	
			Method of operation (service/parking)		Foot/automatic	
	42	Battery	Type		Lead acid Thin Plate Pure Lead* Lithium-ion*	
	43	Traction motors (dual)	60 minute rating (each)	hp (kw)	6.4 (4.8) 6.7 (5.0)	
	44	Pump motor	15 minute rating	hp (kw)	16.1 (12.0)	
	45	Traction motors	Type/control method		AC/transistor	
	46	Pump motor	Type/control method		AC/transistor	
47	Number of speeds	Traction/pump		Infinitely variable/infinitely variable		
OTHER	48	Step height		in (mm)	19.1 (484)	
	49	Floor height	Lowest point	in (mm)	22.0 (560)	
	50	Attachment relief pressure (mech levers/mini-levers)		psi (bar)	2600/2250 (180/155)	
	51	Auxiliary oil flow	3rd and 4th function	gal/min (l/min)	5.3/10.6 (20/40)	
	52	Sound level	Measured per ANSI B56.11.5	dB (a)	69	

* Optional with Hyster Power Collect™

† CERTIFICATION: Hyster lift trucks meet the design and construction requirements of B56.1-1969, per OSHA Section 1910.178(a)(2), and also comply with the B56.1 revision in effect at time of manufacture. Certification of compliance with the applicable ANSI standards appears on the lift truck. Performance specifications are for a truck equipped as described under Standard Equipment on this Technical Guide. Performance specifications are affected by the condition of the vehicle and how it is equipped, as well as by the nature, condition of the operating area, proper service and maintenance of the vehicle. If these specifications are critical, the proposed application should be discussed with your dealer.

†† The Industrial Truck Association (ITA) defines the formula for calculating Right Angle Stack on 3-wheel trucks with counter rotating load wheels as:
 $Right\ Angle\ Stack = OTR + \sqrt{(Load\ Distance + Load\ Length)^2 + \left(\frac{Load\ Width}{2}\right)^2}$ (For a 40" wide by 48" long pallet load.) Hyster uses this ITA formula to calculate Right Angle Stack on our 3 and 4 wheel trucks with a zero turn steer axle and counter rotating load wheels. Some documentation incorrectly calculates Right Angle Stack on a 3-wheel zero-turn truck with counter rotating load wheels using the following formula: $Right\ Angle\ Stack = OTR + Load\ Distance + Load\ Length$. This formula generates a value which is invalid and lower than actual Right Angle Stack. When making comparisons, be sure the correct ITA formula is used to calculate Right Angle Stack.

J40XN SPECIFICATIONS

GENERAL	1	Manufacturer		Hyster		
	2	Model designation		J40XN		
	3	Power		Electric		
	4	Operation		Sit		
TIRES	5	Rated capacity	lb (kg)	4000 (1814)		
	6	Load center	in (mm)	24 (610)		
	7	Tire type - cushion, solid, pneumatic, etc. (drive/steer)		Pneumatic shaped solid/pneumatic shaped solid		
	8	Tire size (drive/steer)	in	200/50-10 / 140/55-9		
DIMENSIONS	9	Wheels – number x=driven (drive/steer)		2x/2		
	10	Tread ctr. of tires (drive/steer)	in (mm)	35.7/35.4 (908/898)		
	11	Mast tilt	Std opt opt	degrees	5f/5b 10f/5b 5f/4b	
	12	Mast - lowered height	Std mast	in (mm)	78 (1980)	
		Free lift - top of fork	Std 2-stg limited free lift mast	in (mm)	5 (140)	
	13		Opt 2-stg full free lift mast w/without LBR	in (mm)	29/55 (750/1405)	
	14	Lift height - top of fork	Std 2-stg limited free lift mast	in (mm)	119 (3032)	
	15	Mast - extended height	Std mast with/without LBR	in (mm)	168/142 (4262/3606)	
	16	Overhead guard height	Std/flat plate/drive in rack	in (mm)	81.5/77.9/81.5 (2070/1979/2070)	
	17	Sip to bottom std OHG	Nominal Std/susp/swivel	in (mm)	38.5/37.5/37.4 (978/953/951)	
	18	Tow pin height	Vertical center of pin	in (mm)	14.1 (360)	
	19	Overall width		in (mm)	43.9 (1116)	
	20	Forks	Thickness x width x length	in (mm)	1.6 x 3.9 x 42 (40 x 100 x 1067)	
	21	Standard carriage width		in (mm)	38.5 (977)	
	22	Floor to top of battery rollers		in (mm)	7 (178)	
	23	Ground clearance	Lowest point (NL/RL)	in (mm)	2.8/2.8 (70/70)	
	24	Ground clearance	Center of truck (NL/RL)	in (mm)	3.9/3.9 (100/100)	
	25	Load distance	Center of wheel to face of forks	in (mm)	12.6 (321)	
	26	Battery compartment	Height Std/battery rollers/tall	in (mm)	23.9/25.4/26.7 (607/645/677)	
			Width	in (mm)	39 (990)	
			Length	in (mm)	25.3 (642)	
	27	Length to face of forks	Chassis length	in (mm)	77.8 (1975)	
	28	Wheelbase		in (mm)	56.3 (1431)	
	29	Right angle stack††		in (mm)	129 (3276)	
	30	Equal aisle	90° intersecting aisle	in (mm)	72.3 (1836)	
	31	Outside turning radius		in (mm)	65.1 (1654)	
	WT.	32	Truck weight	Without battery (NL)	lb (kg)	5310 (2409)
		33	Axle loading - drive	Static with max. wt. battery (NL/RL)	lb (kg)	3839/10443 (1741/4737)
		34	Axle loading - steer	Static with max. wt. battery (NL/RL)	lb (kg)	3866/1262 (1754/572)
	PERFORMANCE †	35	Voltage		36 48	
		36	Travel speed	Extended shift off (NL/RL)	mph (km/h)	9.9/9.9 (16/16)
				Extended shift on (NL/RL)	mph (km/h)	8.7/8.7 (14.0/14.0)
37		Lift speed	Std 2-stg LFL mast (NL/RL)	ft/min (m/sec)	128/67 (0.65/0.34) 134/83 (0.68/0.42)	
			Opt 2-stg FFL mast (NL/RL)	ft/min (m/sec)	114/65 (0.58/0.33) 120/81 (0.61/0.41)	
			Opt 3-stg FFL mast (NL/RL)	ft/min (m/sec)	114/65 (0.58/0.33) 120/81 (0.61/0.41)	
			Opt 4-stg FFL mast (NL/RL)	ft/min (m/sec)	120/71 (0.61/0.36) 126/89 (0.64/0.45)	
38		Lower speed	Std 2-stg LFL mast (NL/RL)	ft/min (m/sec)	93/100 (0.47/0.51)	
			Opt 2-stg FFL mast (NL/RL)	ft/min (m/sec)	77/93 (0.39/0.47)	
			Opt 3-stg FFL mast (NL/RL)	ft/min (m/sec)	81/93 (0.41/0.47)	
			Opt 4-stg FFL mast (NL/RL)	ft/min (m/sec)	94/98 (0.48/0.50)	
39		Gradeability	5 minute rating (NL/RL)	%	36.0/23.6 34.0/21.0	
		60 minute rating (NL/RL)	%	5.7/3.9 9.2/5.6		
40	Drawbar pull	5 minute rating (NL/RL)	LBF	27 19/27 12 (12093/12062) 2479/2409 (11027/10716)		
		60 minute rating (NL/RL)	LBF	457/460 (2034/2044) 733/663 (3261/2949)		
41	Brake	Method of control (service/parking)		Hydraulic/mechanical		
		Method of operation (service/parking)		Foot/automatic		
42	Battery	Type		Lead acid Thin Plate Pure Lead* Lithium-ion*		
43	Traction motors (dual)	60 minute rating (each)	hp (kw)	6.4 (4.8) 6.7 (5.0)		
44	Pump motor	15 minute rating	hp (kw)	16.1 (12.0)		
45	Traction motors	Type/control method		AC/transistor		
46	Pump motor	Type/control method		AC/transistor		
47	Number of speeds	Traction/pump		Infinitely variable/infinitely variable		
OTHER	48	Step height	in (mm)	19.1 (484)		
	49	Floor height	Lowest point	in (mm)	22.0 (560)	
	50	Attachment relief pressure (mech levers/mini-levers)		psi (bar)	2600/2250 (180/155)	
	51	Auxiliary oil flow	3rd and 4th function	gal/min (l/min)	5.3/10.6 (20/40)	
	52	Sound level	Measured per ANSI B56.11.5	dB (a)	69	

* Optional with Hyster Power Collect™

† **CERTIFICATION:** Hyster lift trucks meet the design and construction requirements of B56.1-1969, per OSHA Section 1910.178(a)(2), and also comply with the B56.1 revision in effect at time of manufacture. Certification of compliance with the applicable ANSI standards appears on the lift truck. Performance specifications are for a truck equipped as described under standard equipment on this technical guide. Performance specifications are affected by the condition of the vehicle and how it is equipped, as well as by the nature, condition of the operating area, proper service and maintenance of the vehicle. If these specifications are critical, the proposed application should be discussed with your dealer.

†† The Industrial Truck Association (ITA) defines the formula for calculating right angle stack on 3-wheel trucks with counter rotating load wheels as:

$Right\ Angle\ Stack = OTR + \sqrt{(Load\ Distance + Load\ Length)^2 + (\frac{Load\ Width}{2})^2}$ (For a 40" wide by 48" long pallet load.) Hyster uses this ITA formula to calculate right angle stack on our 3 and 4 wheel trucks with a zero turn steer axle and counter rotating load wheels. Some documentation incorrectly calculates right angle stack on a 3-wheel zero-turn truck with counter rotating load wheels using the following formula: $Right\ Angle\ Stack = OTR + Load\ Distance + Load\ Length$. This formula generates a value which is invalid and lower than actual right angle stack. When making comparisons, be sure the correct ITA formula is used to calculate right angle stack.

MAST DIMENSIONS/BATTERY SPECIFICATIONS

J30-40XNT/XN MAST DIMENSIONS					
Maximum fork height (TOF)	Overall lowered height	Overall extended height		Free lift (TOF)	
		w/ load backrest	w/o load backrest	w/ load backrest	w/o load backrest
in (mm)	in (mm)	in (mm)	in (mm)	in (mm)	in (mm)
2-STAGE LIMITED FREE LIFT (LFL) MAST					
119 (3032)	78 (1980)	168 (4262)	142 (3606)	5 (140)	5 (140)
127 (3232)	82 (2080)	176 (4462)	150 (3806)	5 (140)	5 (140)
2-STAGE FULL FREE LIFT (FFL) MAST					
118 (3018)	78 (1980)	168 (4262)	143 (3613)	29 (750)	55 (1405)
126 (3218)	82 (2080)	176 (4462)	151 (3813)	33 (850)	59 (1505)
138 (3518)*	88 (2230)*	188 (4768)*	162 (4113)*	39 (1000)*	65 (1655)*
3-STAGE FULL FREE LIFT (FFL) MAST					
175 (4450)	78 (1980)	224 (5025)	198 (5025)	29 (750)	55 (1405)
187 (4750)	82 (2080)	236 (5325)	210 (5325)	33 (850)	59 (1505)
192 (4900)	84 (2130)	238 (5375)	212 (5375)	35 (900)	61 (1555)
198 (5050)	88 (2230)	248 (5625)	222 (5625)	39 (1000)	65 (1655)
216 (5500)	94 (2380)	265 (6075)	240 (6075)	45 (1150)	71 (1805)
4-STAGE FULL FREE LIFT (FFL) MAST					
241 (6121)	84 (2121)	291 (7380)	265 (6721)	34 (873)	59 (1511)
259 (6578)	90 (2273)	309 (7837)	283 (7179)	40 (1025)	65 (1663)

* Available on J30XN only.

BATTERY AND COMPARTMENT SPECIFICATIONS														
J30XNT/XN WITH 21.5" LONG COMPARTMENT														
Battery compartment dimensions				Battery dimensions and specifications										
Compartment type	Width	Length	Height	"X"		"Y"		"Z"	Volts	No. of cells	Plates per cell	Max capacity 6 hour rate amp hr (kwh)	Weight	
				Min	Max	Min	Max	Max					Min	Max
in (mm)														
With auxiliary CTWT platform	39 (990)	21.5 (546)	23.9 (607)	38.2 (970)	38.8 (986)	20 (508)	21.2 (539)	23.4 (594)	36 48	18 24	17 13	880 (30.6) 660 (30.5)	1700 (771)	2200 (998)
	With battery rollers	39 (990)	21.5 (546)	25.4 (645)	38.2 (970)	38.8 (986)	20 (508)	21.2 (539)	24.9 (632)	36 48	18 24	17 13	880 (30.6) 660 (30.5)	1700 (771)
Without auxiliary CTWT platform		39 (990)	21.5 (546)	26.7 (677)	38.2 (970)	38.8 (986)	20 (508)	21.2 (539)	26.1 (664)	36 48	18 24	17 13	880 (30.6) 660 (30.5)	2000 (907)
	J35-40XNT/XN WITH 25.3" LONG COMPARTMENT													
Battery compartment dimensions				Battery dimensions and specifications										
Compartment type	Width	Length	Height	"X"		"Y"		"Z"	Volts	No. of cells	Plates per cell	Max capacity 6 hour rate amp hr (kwh)	Weight	
				Min	Max	Min	Max	Max					Min	Max
in (mm)														
With auxiliary CTWT platform	39 (990)	25.3 (642)	23.9 (607)	38.2 (970)	38.8 (986)	23.5 (597)	25 (635)	23.4 (594)	36 48	18 24	21 15	1100 (38.2) 770 (35.8)	2100 (953)	2400 (1089)
	With battery rollers	39 (990)	25.3 (642)	25.4 (645)	38.2 (970)	38.8 (986)	23.5 (597)	25 (635)	24.9 (632)	36 48	18 24	21 15	1100 (38.2) 770 (35.8)	2100 (953)
Without auxiliary CTWT platform		39 (990)	25.3 (642)	26.7 (677)	38.2 (970)	38.8 (986)	23.5 (597)	25 (635)	26.1 (664)	36 48	18 24	21 15	1100 (38.2) 770 (35.8)	2500 (1134)

Battery type: "EO" (without cover)
 Battery amp hr (kwh) capacity is max allowable per UL.
 Commercially available lead acid batteries may not necessarily reach these max limits.
 Battery compartment length is measured front to rear.
 Battery compartment width is measured across the truck.

Battery notes – Conventional Charging (BCSSBC)
 Battery connector: 36-volt - gray SB*350 (Anderson Power Products® P/N 6320G1 or equivalent)
 48-volt - blue SB*350 (Anderson Power Products® P/N 6321G1 or equivalent)
 Battery lead: Length 20" (508 mm), position "B", 2/0 AWG

Battery notes – Rapid/Fast Charging (BARFBC)
 NOTE: A site survey is required to confirm your application is a candidate for rapid charge and to determine the battery and charger specifications required. Contact your battery and charger supplier.
 Battery connector: Requires dual positive/negative cabling terminating in (2) Female EBC-320 DIN connectors (Anderson Power Products® P/N A32503-0009 or equivalent).
 Each individual DIN connector to include 1 red conductor to (+) and 1 black conductor to (-).
 (XNT) Battery lead: Length 23" (585 mm), position "B", minimum cable size 3/0 AWG
 (XN) Battery lead: Length 26" (660 mm), position "B", minimum cable size 3/0 AWG


FEATURES AND OPTIONS

PERFORMANCE	STD	OPT
36-volt electrical system	x	
AC traction and pump motors (completely brushless)	x	
Transistor drive and pump control	x	
Advanced VSM (Vehicle System Manager)	x	
Progressive Thermal Management System	x	
Dual drive motors	x	
Wet disc brakes	x	
48-volt electrical system		x
DRIVE	STD	OPT
Pneumatic-shaped solid tire and steer tire	x	
Rubber cushion smooth tread drive tire and steer tire		x
LIFT	STD	OPT
2-stage limited free lift (LFL) mast with maximum fork height of 119"	x	
5° forward/5° back mast tilt	x	
Available with 2-stage limited free lift (LFL) and 2, 3 or 4-stage full free lift (FFL) masts		x
Mast tilt option – 10° forward/5° back		x
Mast tilt option – 5° forward/4° back		x
Return to set tilt		x
Load weight indicator		x
HANDLING	STD	OPT
38.5" wide class II carriage with 48" high load backrest extension	x	
42" (1067mm) long forks	x	
Carriage with integral sideshift		x
Carriage with integral sideshifting fork positioner		x
ERGONOMICS	STD	OPT
MONOTROL® foot direction control	x	
12" steering wheel with integral spinner knob and tilt column	x	
Black, non-cinch seat belt with Emergency Locking Retractor (ELR)	x	
Power assist braking	x	
Auto Deceleration System (ADS)	x	
Regenerative braking	x	
Multifunction display		
– Battery state of charge with low battery lift interrupt		
– Hour meter		
– Performance mode indicator	x	
– Fault indicator		
– 4 operator selectable, programmable performance modes		
Easy ingress/egress with low step height and contoured handhold	x	
Operator convenience station	x	
Adjustable tilt steering column with low profile cowl	x	
Cushioned floor mat	x	
Seatside power disconnect button	x	
Operator Presence System (OPS)	x	
Vinyl non-suspension seat	x	
Hydrostatic steer system	x	
Automatic park brake	x	
TouchPoint hydraulic mini-levers		x
Non-suspension cloth seat		x
Full-suspension seat (vinyl or cloth)		x
Full-suspension swivel seat (vinyl or cloth)		x
Seatside directional control		x
Telescopic steering column with tilt memory		x
Key switch controlled lights		x
Rear drive handle with horn button		x
Mirrors – LH & RH OHG side mounted		x
Mirror – single panoramic – OHG mounted		x
Synchronous steering		x
Red, high-visibility, non-cinch seat belt with or without start interlock		x
Low mount display		x

OPERATION	STD	OPT
Battery compartment size		
– 21.5" (J30XNT/XN)	x	
– 25.3" (J35-40XNT/XN)		
Lift out battery extraction	x	
Standard construction	x	
UL Classification Type "E"	x	
Key switch start	x	
81.5" grid style overhead guard	x	
3-function hydraulic control valve with seatside mechanical levers	x	
On-demand hydrostatic power-assist steering	x	
Fully integrated CANbus communication	x	
Static strap	x	
Tow pin	x	
On-board software		
– Program, test & diagnose	x	
– Password protected		
Electronic horn with integral relay (long life/no adjustments)	x	
Battery side covers	x	
Side extraction battery removal with rollers		x
Rapid/fast charge		x
Application/environmental construction		
– Cooler/freezer package: operating temperatures: 0° F to +120° F		x
– SubZero freezer package: operating temperatures: -40° F to +120° F		
UL Classification Type "EE"		x
4-function hydraulic control valve		x
Hydraulic attachment extension tubes with or without quick disconnect fittings		x
77.9" flat plate overhead guard		x
81.5" drive-in rack grid style overhead guard		x
Keyless start (with auxiliary key switch)		x
LED and halogen work light packages		x
LED dome/reading light		x
Basic and premium LED brake/tail/back-up light packages		x
Audible alarm – reverse operation (manually adjustable to 87, 97 or 102 dB)		x
Visible amber strobe light – continuous activated, overhead guard mounted		x
Fire extinguisher – 2.5 lb dry chemical		x
Impact monitor		x
Operator password start interlock		x
Operator daily checklist		x
System monitor – hydraulic low fluid level indicator and hydraulic filter service indicator		x
Programmable maintenance reminder		x
Hyster Reaction™		x
SUPPLEMENTAL	STD	OPT
Operating manual	x	
12 month/2,000 hour full truck warranty	x	
36 month/6,000 hour powertrain warranty	x	
ENERGY SYSTEM	STD	OPT
Lead acid	x	
Hyster Power Collect™		x



Hyster Company
P.O. Box 7006, Greenville, North Carolina 27835-7006

© 2023 Hyster Company. All rights reserved. Hyster and  are trademarks of Hyster-Yale Group, Inc.
Hyster products are subject to change without notice. Trucks may be shown with optional equipment.