

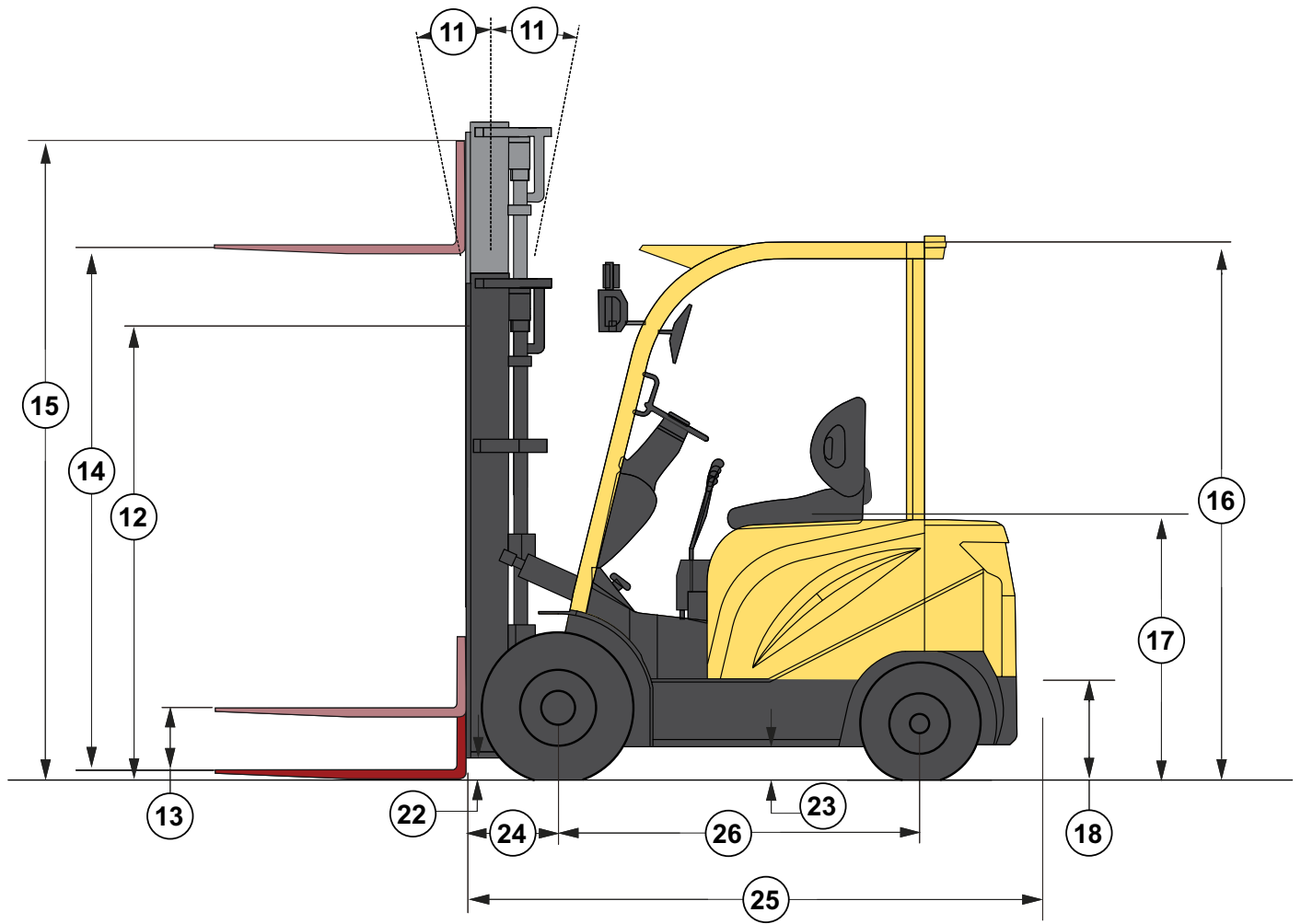
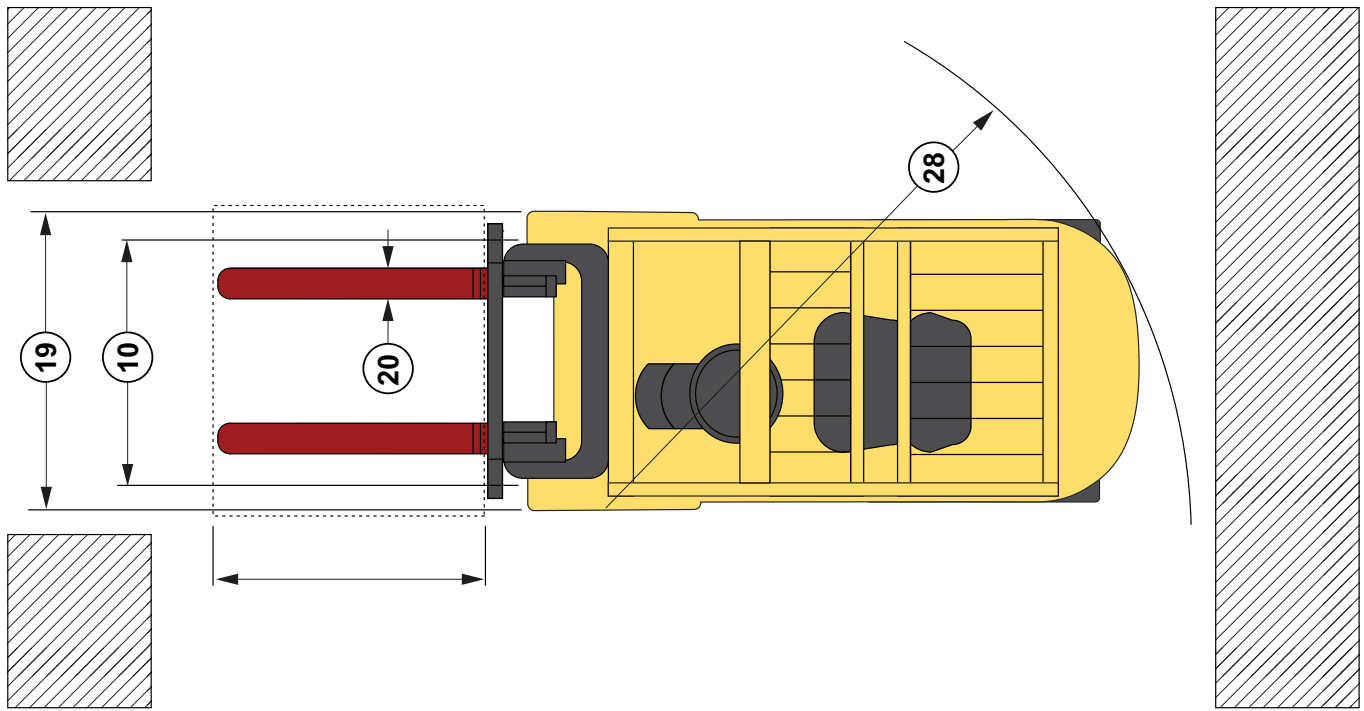
J30-70UT J30-70UTL



4-WHEEL ELECTRIC FORKLIFT PRODUCT TECHNICAL GUIDE



J30-70UT/J30-40UTL DIMENSIONS



J30-40UT/J30-40UTL SPECIFICATIONS

		HYSTER							
		J30UT	J30UTL	J35UT	J35UTL	J40UT	J40UTL		
GENERAL	1	Manufacturer	HYSTER						
	2	Model designation	J30UT	J30UTL	J35UT	J35UTL	J40UT	J40UTL	
	3	Power	Battery		Battery		Battery		
	4	Operation	Sit		Sit		Sit		
	5	Rated capacity	lb (kg)	3000 (1361)	3500 (1588)		4000 (1814)		
	6	Load center	in (mm)	24 (610)	24 (610)		24 (610)		
TIRES	7	Tire type (std/opt)	SE		SE		SE		
	8	Tire size (drive/steer)	in	6.00-9/5.00-8	21x8-9/5.00-8		23x9-10/18x7-8		
	9	Wheels - number x=driven (drive/steer)	2x/2		2x/2		2x/2		
	10	Tread (Ctr. of tires; Std dr/steer)	in (mm)	37.6 (955) / 36.2 (920)	37.6 (955) / 36.2 (920)		41.7 (1058) / 37.8 (960)		
DIMENSIONS	11	Mast tilt (forward/backward)	degrees	5 / 10	5 / 10		5 / 10		
	12	Mast - lowered height (Std mast)	in (mm)	78.8 (2000)	78.8 (2000)		79.4 (2015)		
	13	Free lift - top of forks (Std 2-stg LFL mast)	in (mm)	6.7 (170)	6.7 (170)		7.0 (180)		
	14	Lift height - top of fork (Std mast)	in (mm)	119.4 (3035)	119.4 (3035)		119.6 (3040)		
	15	Mast - extended height (Std mast without LBR)	in (mm)	156.7 (3980)	156.7 (3980)		156.7 (3980)		
	16	Overhead guard height	in (mm)	84.8 (2155)	84.8 (2155)		84.8 (2155)		
	17	Seat height (Full susp seat)	in (mm)	42.5 (1080)	42.5 (1080)		42.5 (1080)		
	18	Tow pin height	in (mm)	11.4 (290)	11.4 (290)		9.8 (250)		
	19	Overall width (Std tires)	in (mm)	44.1 (1120)	44.1 (1120)		50.6 (1285)		
	20	Forks	in (mm)	1.4 x 3.9 x 36 (35 x 100 x 920)	1.4 x 3.9 x 36 (35 x 100 x 920)		1.6 x 4.8 x 42 (40 x 120 x 1067)		
	21	Standard carriage width (Without LBR)	in (mm)	40.9 (1040)	40.9 (1040)		40.9 (1040)		
	22	Ground clearance (Lowest point - RL)	in (mm)	3.7 (95)	3.7 (95)		2.5 (65)		
	23	Ground clearance (Center of frame - RL)	in (mm)	4.1 (105)	4.1 (105)		3.7 (95)		
	24	Load distance	in (mm)	16.1 (410)	16.1 (410)		17.9 (455)		
	25	Length to face of forks	in (mm)	81.6 (2075)	81.6 (2075)		90.0 (2285)		
	26	Wheelbase	in (mm)	54.3 (1380)	54.3 (1380)		58.5 (1485)		
	27	Right angle stack	in (mm)	141.5 (3595)	141.5 (3595)		147.8 (3755)		
	28	Outside turning radius	in (mm)	77.4 (1965)	77.4 (1965)		81.9 (2080)		
WEIGHT	29	Truck weight	lb (kg)	6505 (2950)	7120 (3230)		8665 (3930)		
	30	Axle loading - drive	lb (kg)	8730/1080 (3960/490)	9435/1345 (4280/610)		11375/1655 (5160/750)		
	31	Axle loading - steer	lb (kg)	3065/3440 (1390/1560)	2845/3970 (1290/1800)		4180/4490 (1895/2035)		
PERFORMANCE	32	Travel speed (RL/NL)	mph (kph)	9.3/9.9 (15/16)	9.3/9.9 (15/16)		9.3/9.9 (15/16)		
	33	Lift speed (RL/NL)	fpm (mms)	63.0/78.7 (320/400)	59.0/78.7 (320/400)		63.0/78.7 (320/400)		
	34	Lower speed (RL/NL)		98.4/76.7 (500/390)	98.4/76.7 (500/390)		82.7/76.7 (420/390)		
	35	Gradeability (RL/NL)	%	15/23	14/22		15/23		
	36	Drawbar pull (RL/NL)	LBF	2605/1685	2605/1685		2920/2360		
	37	Brake Method of control (service/parking)		Hydraulic/Mechanical	Hydraulic/Mechanical		Hydraulic/Mechanical		
	38	Brake Method of operation (service/parking)		Foot/Hand	Foot/Hand		Foot/Hand		
	BATTERY	39	Battery Type	Lead Acid or Thin Plate Pure Lead	Lithium-ion	Lead Acid or Thin Plate Pure Lead	Lithium-ion	Lead Acid or Thin Plate Pure Lead	Lithium-ion
40		Battery Capacity	kWh	N/A	25.6 (51.2V @ 500Ah)	N/A	25.6 (51.2V @ 500Ah)	N/A	25.6 (51.2V @ 500Ah)
41		Charger	kW	N/A	9.6	N/A	9.6	N/A	9.6
42		Voltage		48	N/A	48	N/A	48	N/A
43		Traction motors (dual) S2 60 min rating (each)	hP (kW)	8.7 (6.5)		8.7 (6.5)		11.4 (8.5)	
44	Pump motor S3 15 min rating	hP (kW)	11.5 (8.6)		11.5 (8.6)		14.7 (11.0)		
OTHER	45	Attachment relief pressure	psi (bar)	2100 (145)		2100 (145)		2535 (175)	
	46	Auxiliary oil flow	gal/min (l/min)	10 (38)		10 (38)		10 (38)	
	47	Sound level	dB(A)	70.3		70.3		67.5	

*RL=rated load, NL=no load

CERTIFICATION: Hyster lift trucks meet the design and construction requirements of B56.1-1969, per OSHA Section 1910.178(a)(2), and also comply with the B56.1 revision in effect at time of manufacture. Certification of compliance with the applicable ANSI standards appears on the lift truck. Performance specifications are for a truck equipped as described under Standard Equipment on this Technical Guide. Performance specifications are affected by the condition of the vehicle and how it is equipped, as well as by the nature, condition of the operating area, proper service and maintenance of the vehicle. If these specifications are critical, the proposed application should be discussed with your dealer.

J50-70UT/J50-70UTL SPECIFICATIONS

		HYSTER							
		J50UT	J50UTL	J60UT	J60UTL	J70UT	J70UTL		
GENERAL	1	Manufacturer	HYSTER						
	2	Model designation	J50UT	J50UTL	J60UT	J60UTL	J70UT	J70UTL	
	3	Power	Battery		Battery		Battery		
	4	Operation	Sit		Sit		Sit		
	5	Rated capacity	lb (kg)	5000 (2268)	6000 (2722)	7000 (3175)			
	6	Load center	in (mm)	24 (610)	24 (610)	24 (610)			
TIRES	7	Tire type (std/opt)	SE		SE		SE		
	8	Tire size (drive/steer)	in	23x9-10/18x7-8	23x9-10/18x7-8	23x10-12/200/50-10			
	9	Wheels - number x=driven (drive/steer)	2x/2		2x/2		2x/2		
	10	Tread (Ctr. of tires; Std dr/steer)	in (mm)	41.7 (1058) / 37.8 (960)	41.9 (1065) / 38.6 (980)	44.3 (1125) / 39.8 (1010)			
DIMENSIONS	11	Mast tilt (forward/backward)	degrees	5 / 10	5 / 10	5 / 10			
	12	Mast - lowered height (Std mast)	in (mm)	79.4 (2015)	80.5 (2045)	83.5 (2120)			
	13	Free lift - top of forks (Std 2-stg LFL mast)	in (mm)	7.0 (180)	8.2 (210)	8.4 (215)			
	14	Lift height - top of fork (Std mast)	in (mm)	119.6 (3040)	119.8 (3045)	120.0 (3050)			
	15	Mast - extended height (Std mast without LBR)	in (mm)	156.7 (3980)	156.7 (3980)	156.7 (3980)			
	16	Overhead guard height	in (mm)	84.8 (2155)	84.8 (2155)	84.2 (2140)			
	17	Seat height (Full susp seat)	in (mm)	42.5 (1080)	42.5 (1080)	42.5 (1080)			
	18	Tow pin height	in (mm)	9.8 (250)	10.6 (270)	10.6 (270)			
	19	Overall width (Std tires)	in (mm)	50.6 (1285)	50.6 (1285)	53.7 (1365)			
	20	Forks	in (mm)	1.6 x 4.8 x 42 (40 x 120 x 1067)	1.8 x 4.8 x 42 (45 x 120 x 1067)	2.0 x 4.8 x 42 (50 x 120 x 1067)			
	21	Standard carriage width (Without LBR)	in (mm)	40.9 (1040)	43.4 (1100)	43.4 (1100)			
	22	Ground clearance (Lowest point - RL)	in (mm)	2.5 (65)	2.5 (65)	3.1 (80)			
	23	Ground clearance (Center of frame - RL)	in (mm)	3.7 (95)	4.3 (110)	3.2 (83)			
	24	Load distance	in (mm)	17.9 (455)	18.7 (475)	19.5 (495)			
	25	Length to face of forks	in (mm)	90.0 (2285)	100.3 (2550)	103.9 (2640)			
	26	Wheelbase	in (mm)	58.5 (1485)	65.7 (1670)	66.5 (1690)			
	27	Right angle stack	in (mm)	147.8 (3755)	159.2 (4045)	162.2 (4120)			
	28	Outside turning radius	in (mm)	81.9 (2080)	92.5 (2350)	94.7 (2405)			
WEIGHT	29	Truck weight	lb (kg)	9040 (4100)	10475 (4750)	11905 (5400)			
	30	Axle loading - drive	lb (kg)	12690/1860 (5755/845)	15215/1870 (6900/850)	17340/2280 (7865/1035)			
	31	Axle loading - steer	lb (kg)	3640/5405 (1650/2450)	4565/5910 (2070/2680)	5070/6835 (2300/3100)			
PERFORMANCE	32	Travel speed (RL/NL)	mph (kph)	9.3/9.9 (15/16)	9.3/9.9 (15/16)	9.3/9.9 (15/16)			
	33	Lift speed (RL/NL)	fpm (mms)	55.1/78.7 (280/400)	63.0/78.7 (320/400)	55.1/78.7 (280/400)			
	34	Lower speed (RL/NL)		82.7/76.7 (420/390)	82.7/76.7 (420/390)	78.7/70.0 (400/320)			
	35	Gradeability (RL/NL)	%	15/22	15/22	15/22			
	36	Drawbar pull (RL/NL)	LBF	2920/2360	4270/2470	4270/2470			
	37	Brake Method of control (service/parking)		Hydraulic/Mechanical		Hydraulic/Mechanical		Hydraulic/Mechanical	
	38	Brake Method of operation (service/parking)		Foot/Hand		Foot/Hand		Foot/Hand	
	BATTERY	39	Battery Type	Lead Acid or Thin Plate Pure Lead	Lithium-ion	Lead Acid or Thin Plate Pure Lead	Lithium-ion	Lead Acid or Thin Plate Pure Lead	Lithium-ion
40		Battery Capacity	kWh	N/A	25.6 (51.2V @ 500Ah)	N/A	38.8 (77.6V @ 500Ah)	N/A	38.8 (77.6V @ 500Ah)
41		Charger	kW	N/A	9.6	N/A	16	N/A	16
42		Voltage		48	N/A	80	N/A	80	N/A
43		Traction motors (dual) S2 60 min rating (each)	hp (kW)	11.4 (8.5)		15.4 (11.5)		15.4 (11.5)	
44		Pump motor S3 15 min rating	hp (kW)	14.7 (11.0)		20.1 (15.0)		20.1 (15.0)	
OTHER	45	Attachment relief pressure	psi (bar)	2535 (175)		2535 (175)		2535 (175)	
	46	Auxiliary oil flow	gal/min (l/min)	10 (38)		10 (38)		10 (38)	
	47	Sound level	dB(A)	67.5		71.8		71.8	

*RL=rated load, NL=no load

CERTIFICATION: Hyster lift trucks meet the design and construction requirements of B56.1-1969, per OSHA Section 1910.178(a)(2), and also comply with the B56.1 revision in effect at time of manufacture. Certification of compliance with the applicable ANSI standards appears on the lift truck. Performance specifications are for a truck equipped as described under Standard Equipment on this Technical Guide. Performance specifications are affected by the condition of the vehicle and how it is equipped, as well as by the nature, condition of the operating area, proper service and maintenance of the vehicle. If these specifications are critical, the proposed application should be discussed with your dealer.

J30-7OUT/J30-7OUTL MAST SPECIFICATIONS

J30-35UT/J30-35UTL MAST CHART

Mast type	Max fork height in (mm)	Overall extended height			Free lift		Mast tilt	
		Lowered height	Lift height		Without LBR	With LBR	Forward	Back
			Without LBR	With LBR				
2LFL	129.9 (3300)	84.3 (2140)	168.8 (4285)	150.2 (3815)	5.4 (135)	5.4 (135)	5	10
	137.7 (3500)	88.2 (2240)	176.6 (4485)	158.1 (4015)	5.4 (135)	5.4 (135)	5	10
	157.4 (4000)	100 (2540)	196.3 (4985)	177.8 (4515)	5.4 (135)	5.4 (135)	5	10
2FFL	118.1 (3000)	78.4 (1990)	156.9 (3985)	138.4 (3515)	55.8 (1415)	40.6 (1030)	5	10
	129.9 (3300)	84.3 (2140)	168.8 (4285)	150.2 (3815)	61.7 (1565)	46.5 (1180)	5	10
3FFL	177.1 (4500)	80.4 (2040)	216.0 (5485)	197.5 (5015)	57.9 (1470)	42.6 (1080)	5	6
	188.9 (4800)	84.3 (2140)	227.8 (5785)	209.3 (5315)	61.9 (1570)	46.5 (1180)	5	6
	216.5 (5500)	94.7 (2405)	255.4 (6485)	236.9 (6015)	72.3 (1835)	56.9 (1445)	3	6
	236.2 (6000)	102 (2590)	275.0 (6985)	256.5 (6515)	80.4 (2040)	65.0 (1650)	3	6

J40-50UT/J40-50UTL MAST CHART

Mast type	Max fork height in (mm)	Overall extended height			Free lift		Mast tilt	
		Lowered height	Lift height		Without LBR	With LBR	Forward	Back
			Without LBR	With LBR				
2LFL	129.9 (3300)	85.3 (2165)	154.2 (3915)	170.1 (4320)	5.6 (140)	5.6 (140)	5	10
	137.7 (3500)	89.2 (2265)	162.1 (4115)	178 (4520)	5.6 (140)	5.6 (140)	5	10
	157.4 (4000)	101 (2565)	181.7 (4615)	197.7 (5020)	5.6 (140)	5.6 (140)	5	10
2FFL	118.1 (3000)	79.4 (2015)	142.4 (3615)	158.3 (4020)	54.6 (1385)	38.8 (985)	5	10
	129.9 (3300)	85.3 (2165)	154.2 (3915)	170.1 (4320)	60.5 (1535)	44.7 (1135)	5	10
3FFL	177.1 (4500)	81.7 (2075)	203.6 (5170)	217.2 (5515)	56.7 (1440)	41 (1040)	5	6
	188.9 (4800)	85.7 (2175)	215.4 (5470)	229 (5815)	60.7 (1540)	44.9 (1140)	5	6
	216.5 (5500)	96.1 (2440)	243 (6170)	256.5 (6515)	70.9 (1800)	55.2 (1400)	3	6
	236.2 (6000)	103.4 (2626)	262.6 (6670)	276.2 (7015)	78.4 (1990)	62.6 (1590)	3	6

J60UT/J60UTL MAST CHART

Mast type	Max fork height in (mm)	Overall extended height			Free lift		Mast tilt	
		Lowered height	Lift height		Without LBR	With LBR	Forward	Back
			Without LBR	With LBR				
2LFL	129.9 (3300)	86.5 (2195)	155.2 (3940)	174.9 (4440)	6.5 (165)	6.5 (165)	5	10
	137.7 (3500)	90.4 (2295)	163 (4140)	182.7 (4640)	6.5 (165)	6.5 (165)	5	10
	157.4 (4000)	102.2 (2595)	182.7 (4640)	202.4 (5140)	6.5 (165)	6.5 (165)	5	10
2FFL	118.1 (3000)	80.6 (2045)	143.4 (3640)	163 (4140)	54.8 (1390)	36.9 (935)	5	10
	129.9 (3300)	86.5 (2195)	155.2 (3940)	174.9 (4440)	60.7 (1540)	42.8 (1085)	5	10
3FFL	177.1 (4500)	82.5 (2095)	203.4 (5165)	222.1 (5640)	59.5 (1510)	38.4 (975)	5	6
	188.9 (4800)	86.5 (2195)	215.2 (5465)	233.9 (5940)	63.4 (1610)	42.4 (1075)	5	6
	216.5 (5500)	96.9 (2460)	242.8 (6165)	261.5 (6640)	73.5 (1865)	52.4 (1330)	3	6
	236.2 (6000)	104.2 (2645)	262.5 (6665)	281.2 (7140)	81.2 (2060)	60.1 (1525)	3	6

J70UT/J70UTL MAST CHART

Mast type	Max fork height in (mm)	Overall extended height			Free lift		Mast tilt	
		Lowered height	Lift height		Without LBR	With LBR	Forward	Back
			Without LBR	With LBR				
2LFL	129.9 (3300)	89.4 (2270)	157.9 (4010)	174.9 (4440)	6.7 (170)	6.7 (170)	5	10
	137.7 (3500)	93.4 (2370)	165.8 (4210)	182.7 (4640)	6.7 (170)	6.7 (170)	5	10
	157.4 (4000)	105.2 (2670)	185.5 (4710)	202.4 (5140)	6.7 (170)	6.7 (170)	5	10
2FFL	118.1 (3000)	83.5 (2120)	145.7 (3700)	161.5 (4100)	55.8 (1415)	39.4 (1000)	5	10
	129.9 (3300)	89.4 (2270)	157.5 (4000)	173.3 (4400)	61.7 (1565)	45.3 (1150)	5	10
3FFL	177.1 (4500)	85.5 (2170)	206.7 (5250)	222.5 (5650)	59.5 (1510)	38.4 (975)	5	6
	188.9 (4800)	89.4 (2270)	218.6 (5550)	234.3 (5950)	63.4 (1610)	42.4 (1075)	5	6
	216.5 (5500)	99.9 (2535)	246.1 (6250)	261.9 (6650)	73.5 (1865)	52.4 (1330)	3	6
	236.2 (6000)	107.1 (2720)	265.8 (6750)	281.5 (7150)	81.2 (2060)	60.1 (1525)	3	6

J30-70UT BATTERY COMPARTMENT SPECIFICATIONS

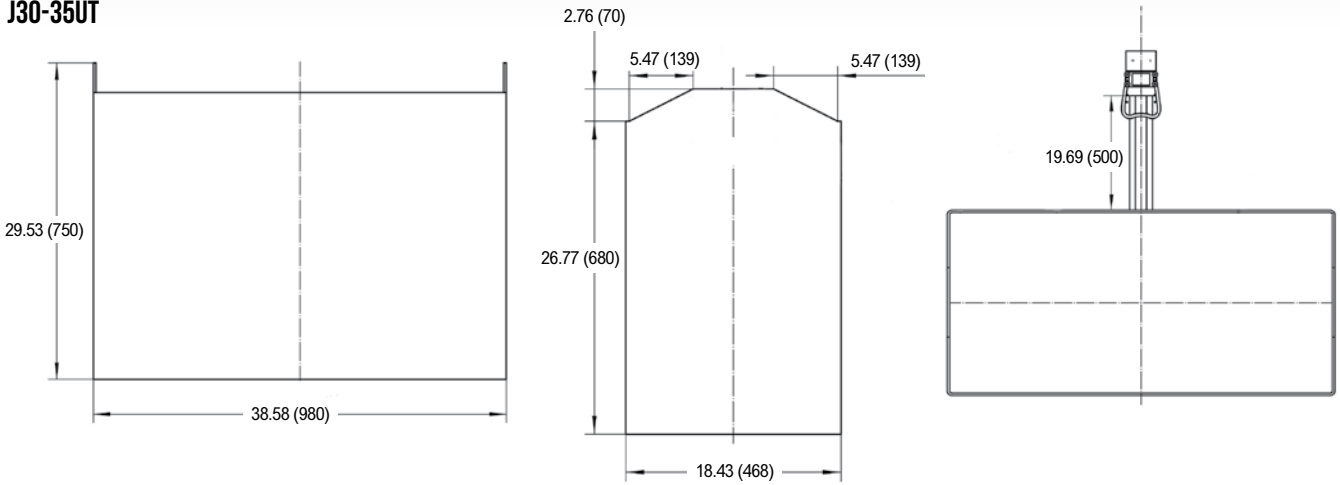
Model		Electrical	Battery size			Weight	
		Voltage	W in (mm)	L in (mm)	H in (mm)	Min lb (kg)	Max lb (kg)
J30-35UT	Vertical extract	48	38.58 (986)	18.50 (470)	29.52 (750)	1510 (685)	1665 (755)
J40-50UT	Vertical extract	48	40.47 (1027)	19.84 (504)	30.70 (780)	1930 (875)	2125 (965)
J60-70UT	Vertical extract	80	40.47 (1027)	26.88 (682)	30.70 (780)	2975 (1350)	3285 (1490)

Battery type: "E0" (without cover)

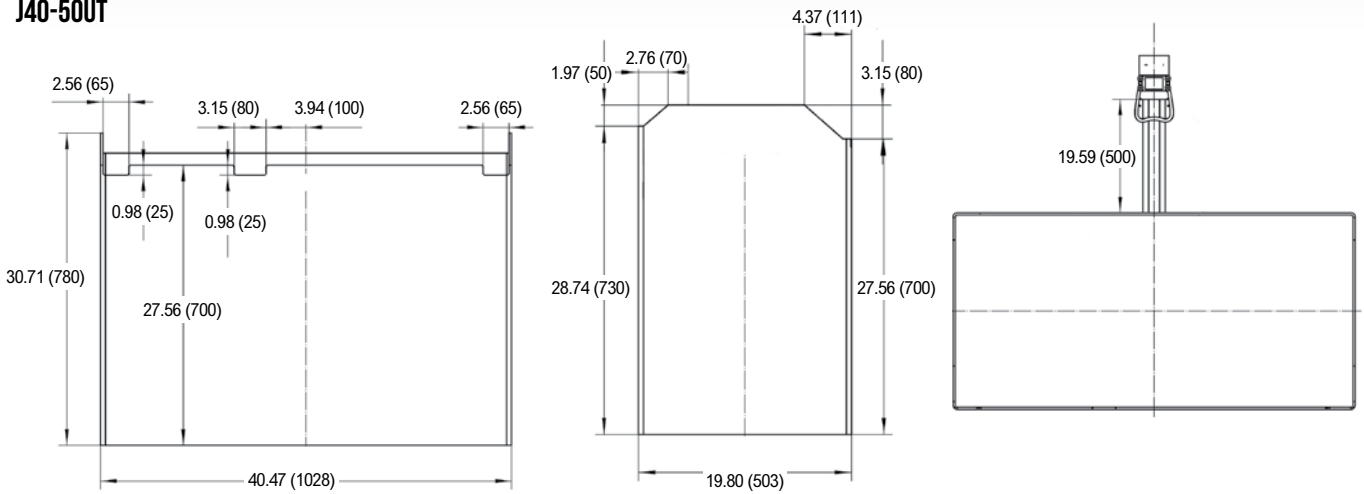
Battery compartment length is measured front to rear. Battery compartment width is measured across the truck

Battery lead: Length 10" (250 mm), position "B", 2/0 AWG

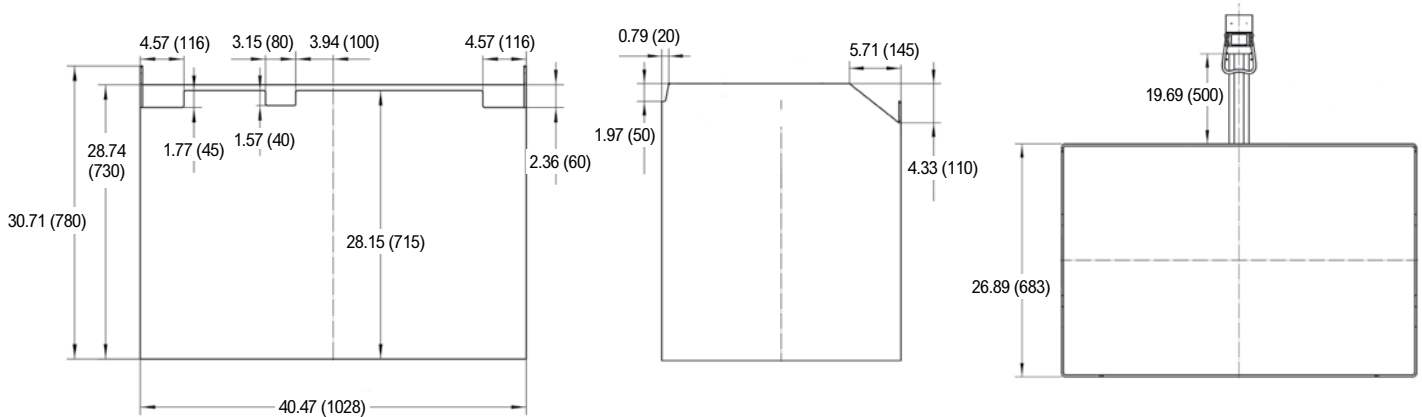
J30-35UT



J40-50UT



J60-70UT




J30-70UT/J30-70UTL FEATURES AND OPTIONS

PERFORMANCE	STD	OPT
48-volt electrical system (J30-50UT, J30-50UTL)	x	
80-volt electrical system (J60-70UT, J60-70UTL)	x	
AC traction and pump motors (completely brushless)	x	
Transistor drive and pump control	x	
Progressive thermal management system	x	
Dual drive motors	x	
BATTERY AND CHARGERS	STD	OPT
Configured for Lead Acid or Thin Plate Pure Lead (J30-70UT)	x	
25.6kWh lithium-ion battery (J30-50UTL)	x	
12.8kWh, 19.2kWh lithium-ion battery (J30-50UTL)		x
38.8kWh lithium-ion battery (J60-70UTL)	x	
19.4kWh, 29.1kWh lithium-ion battery (J60-70UTL)		x
9.6kW charger (J30-50UTL)	x	
4.8kW and 7.2kW charger (J30-50UTL)		x
16kW charger (J60-70UTL)	x	
8kW, 12kW charger (J60-70UTL)		x
208, 240, 480, and 600 3 phase charger input voltages available		x
DRIVE	STD	OPT
Pneumatic drive tire and steer tire	x	
Solid pneumatic tires		x
LIFT	STD	OPT
2-stage limited free lift (LFL) mast with maximum fork height of 119.4" (3000 mm)	x	
Available with 2-stage limited free lift (LFL) and 2- or 3-stage full free lift (FFL) mast		x
Mast tilt 5° forward / 10° backward	x	
Mast tilt 5° forward / 6° backward		x
Load weight indicator		x
ERGONOMICS	STD	OPT
Non-suspension seat (vinyl) with hip restraint	x	
Full-suspension seat (vinyl) with hip restraint		x
Seat belt interlock		x
Sequential seat belt interlock		x
Side mirrors		x

OPERATION	STD	OPT
Standard construction -operating temperatures 23°F to 115°F	x	
Cold storage (to 0°F)		x
Vertical battery extraction (lift out)	x	
3 function hydraulic control valve	x	
4 function hydraulic control valve		x
Cowl mounted mechanical levers	x	
Full cab (with front wiper with water spray, rear wiper)		x
Cab: front, top and rear panels (with front wiper with water spray, rear wiper)		x
Cab: front and top panels (only with front wiper)		x
Front glass with wiper		x
Cab heater		x
PVC rain top		x
Front working lights, turn light & tail lights (all lights are LED)		x
Rear working light (LED)		x
Strobe LED light (low mounted)		x
Blue spot lights		x
Parking alarm		x
Audible alarm		x
Rear handle and horn button		x
Speed limit (factory setting according to customer requirement)		x
Speed limit when mast is raised (mast lift, truck speed limited to 2 mph)		x
DC to DC converter (output 5V 50W)		x
USB port		x
12V power port (output 12V 50W)		x
Operator presence system (OPS)	x	
HANDLING	STD	OPT
39" (970 mm) wide class II (J30-35UT), 40.5" (1040 mm) wide class II (J30-50UT, J30-50UTL) or 43.5" (1100 mm) wide class III (J60-70UT, J60-70UTL) hook-type carriage	x	
36.6" (930 mm) tall (J30-50UT, J30-50UTL), or 42.5" (1080 mm) tall (J60-70UT, J60-70UTL) load back rest	x	
Integral side shift		x
Integral side shift fork positioner		x
SUPPLEMENTAL	STD	OPT
12 month / 2,000 hour full truck warranty	x	
36 month / 6,000 hour powertrain warranty	x	
36 month / 6,000 hour lithium-ion battery warranty (J30-70UTL)	x	
Operating manual	x	



Hyster Company
P.O. Box 7006, Greenville, North Carolina 27835-7006

© Hyster Company. 2023, all rights reserved. Hyster and  are trademarks of Hyster-Yale Group, Inc.

Hyster products are subject to change without notice. Trucks may be shown with optional equipment and/or features not available in all regions.