

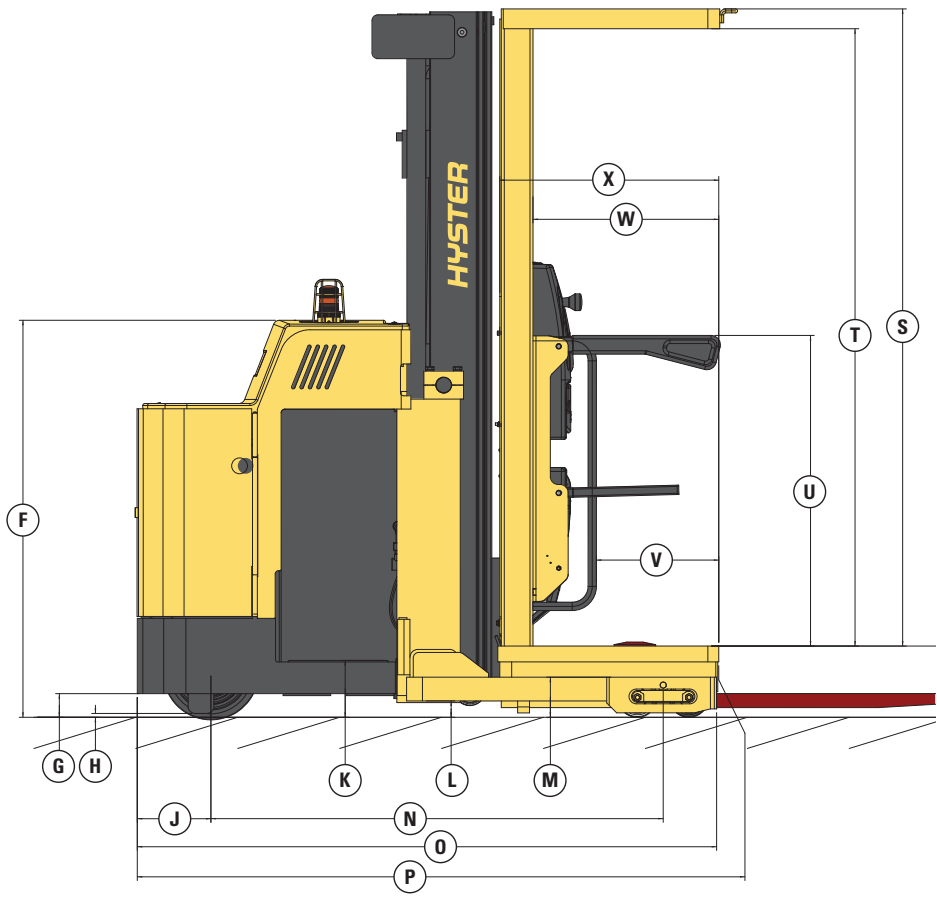


R30XM3 SERIES

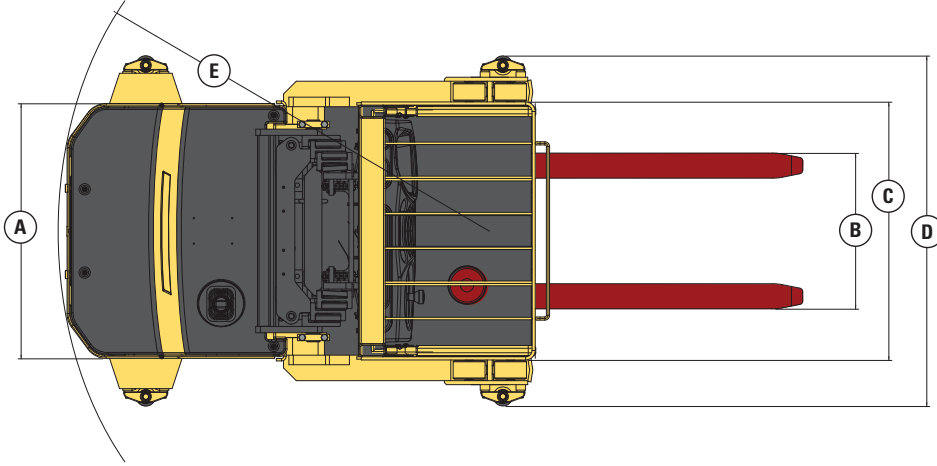
NARROW AISLE ORDER PICKER
PRODUCT TECHNICAL GUIDE



R30XM3 DIMENSIONS



DIM	DESCRIPTION	VALUE IN (MM)
F	Hood height	50.0 (1270)
G	Bumper height	3.0 (76)
H	Stabilizer height	0.5 (12.3)
J	Bumper to drive axle	9.3 (236)
K	Height of battery rollers	7.2 (184)
L	Base arm clearance	2.1 (52)
M	Height to top of base arms	5.1 (129)
N	Wheelbase	57.1 (1450)
O	Frame length	73.1 (1856)
P	Head length	73.3 (1863)
Q	Lowered fork height	3.0 (76)
R	Floor step height	9.0 (228)
S	Floor to top of overhead guard	80.4 (2042)
T	Floor to underside of overhead guard	77.9 (1978)
U	Handrail height (fixed/retractable)	39.0 / 39.2 (990 / 995)
V	Platform side opening (fixed rail)	15.4 (392)
W	Platform depth (inside)	23.4 (595)
X	Platform depth (overall)	27.6 (702)



DIM	DESCRIPTION	VALUE IN (MM)
A	Frame width	40 (1016)
B	Fork spread	20.9 to 28.0 (530 to 711)
C	Platform width	40.2 (1022)
D	Overall width (w/o guide rollers)	40.7 (1035) / 48.3 (1227)
	Overall width (with guide rollers)	48.3 (1227) / 55.0 (1397)
E	Turning radius*	67.7 (1719)

*Turning radius is the same with or without guide rollers

MAST PERFORMANCE				
	Lifting speed		Lowering speed	
	Empty	Rated load †	Empty	Rated load †
24V DC	67 ft/min (0.340 m/s)	45 ft/min (0.229 m/s)	80 ft/min (0.406 m/s)	80 ft/min (0.406 m/s)
36V DC	78 ft/min (0.396 m/s)	63 ft/min (0.320 m/s)	80 ft/min (0.406 m/s)	80 ft/min (0.406 m/s)
36V AC	85 ft/min (0.432 m/s)	60 ft/min (0.305 m/s)	80 ft/min (0.406 m/s)	80 ft/min (0.406 m/s)

† Rated load figures are based on 3000 lb (1361 kg) load and a 24" load center.
NOTE: Performance specifications are for truck with standard equipment. Performance specifications are affected by the condition of the vehicle and how it is equipped as well as the nature and condition of the operating area. If these specifications are critical, the proposed application should be discussed with your dealer.

MAST DIMENSIONS			
	Maximum fork height (TOF)	Overall lowered height	Overall extended height
	in (mm)	in (mm)	in (mm)
3-stage (5.5)	195 (4953)	89 (2260)	282 (7162)
	213 (5410)	95 (2415)	300 (7620)
	240 (6096)	105 (2665)	327 (8306)
3-stage (6.9)	276 (7010)	119 (3023)	363 (9220)
	300 (7620)	131 (3325)	387 (9830)

Lift heights over 360" (9144 mm) maximum fork height may require reduced capacity depending upon OEC dimensions.

R30XM3 SPECIFICATIONS

GENERAL				Hyster R30XM3	
1	Manufacturer			Hyster	
2	Model designation			R30XM3	
3	Power/voltage			Electric/24-volts	Electric/36-volts
4	Operation type			Stand-up	
5	Rated capacity	lb (kg)		3000 (1361)	
6	Load center	in (mm)		24 (609)	
7	Tire type, front/rear	load/drive		Poly/Poly	
8	Wheels (x=driven)	front/rear		4/(1x)	
DIMENSIONS					
9	Mast – 2-stage/3-stage (TOF)	in (mm)		See mast chart	
10	Operator clearance height	in (mm)		77.9 (1978)	
11	Forks, width/thickness	in (mm)		4/1.8 (102/46)	
12	Fork spread, inside to inside	Minimum/maximum	in (mm)	13/20 (330/508)	
13	Fork spread, outside to outside	Minimum/maximum	in (mm)	21/28 (533/710)	
14	Top of fork, mast lowered	in (mm)		3 (76)	
15	Head length, length to face of operator deck	3-stage	in (mm)	73.3 (1863)	
16	Base width 41" / width across guide rollers	in (mm)		40.7/48.3 (1035/1227)	
17	Base width 48" / width across guide rollers	in (mm)		48.3/55 (1227/1397)	
18	Height, standard 3-stage mast lowered	in (mm)		89 (2261)	
19	Operator platform size	Width/depth	in (mm)	40/27.5 (1016/698)	
20	Turning radius, minimum outside	in (mm)		67.7 (1719)	
21	Stacking aisle, zero clearance	5.5" 3-stage mast	in (mm)	122.7 (3116)	
22	Intersecting aisle, equal aisles 40" x 48" pallet	Standard mast	in (mm)	70.1 (1780)	
PERFORM.				YES	
23	Stability, comply with ANSI?			YES	
24	Travel speed ¹	NL/RL	mph (km/h)	6.5/6.5 (10.5/10.5)	
25	Lift speed	NL/RL	ft/min	See performance chart	
26	Lower speed	NL/RL	ft/min	See performance chart	
WT.					
27	Truck weight	Without battery	lb (kg)	3845 (1744)	
28	Axle loading - drive	Static with max. wt. battery	lb (kg)	3338/2321 (1514/1053)	
29	Axle loading - load wheels	Static with max. wt. battery	lb (kg)	2407/6422 (1092/2913)	
WHEELS/TIRES					
30	Tire size, drive	in (mm)		12/5.5 (305/140)	
31	Tire size, load wheel	in (mm)		5.0/3.0 (127/76)	
32	Wheelbase	in (mm)		57.1 (1450)	
33	Ground clearance	No load, lowest point	in (mm)	0.6 (14)	
34	Ground clearance	No load, center wheelbase	in (mm)	1.9 (47)	
ELECTRIC				Foot	
35	Brakes, method of control	Service/parking		Spring applied/electric released	
36	Brakes, method of operation	Service/parking			
37	Battery	Type		Lead acid Thin Plate Pure Lead ² Lithium-ion ²	
38				24	36
39			lb (kg)	1600 (726)	
40	Traction motor control method			AC transistor	
41	Pump motor control method			Contactor	
42	Number of travel speeds			Infinitely variable	

Right angle stack and equal intersecting aisle dimensions provided with a 40" wide x 48" long pallet load, allowing zero clearance.

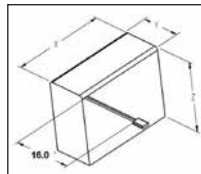
¹ Speeds are the same in either direction, with or without rated load. Steer angle <10 degrees.

² Optional with Hyster Power Collect™

CERTIFICATION: These Hyster® lift trucks meet the design and construction requirements of B56.1-1969, per OSHA Section 1910.178(a)(2), and also comply with the B56.1 revision in effect at time of manufacture. Performance specifications are for a truck equipped as described under standard equipment on this technical guide. Performance specifications are affected by the condition of the vehicle and how it is equipped, as well as by the nature, condition of the operating area, proper service and maintenance of the vehicle. If these specifications are critical, the proposed application should be discussed with your dealer.

BATTERY SPECIFICATIONS

Number of cells	Cell size	Plates per cell	Capacity 6 hr rate amp hr (kwh)	Battery dimensions			Weight lb (kg)
				"X" (width)	"Y" (length)	"Z" (height)	
				in (mm)	in (mm)	in (mm)	
12	125	17	1000 (23.4)	38.1 (969)	13.5 (342)	30.6 (776)	1818 (825)
12	140	17	1120 (26.2)	38.1 (969)	13.5 (342)	30.6 (776)	1851 (840)
12	155	17	1240 (29.0)	38.1 (969)	13.5 (342)	30.6 (776)	1860 (844)
18	125	11	625 (21.9)	38.1 (967)	13.3 (339)	30.6 (776)	1800 (816)
18	140	11	700 (24.6)	38.1 (967)	13.3 (339)	30.6 (776)	1849 (839)
18	155	11	775 (27.2)	38.1 (967)	13.3 (339)	30.6 (776)	1859 (843)



Battery compartment length is measured from front to rear. Battery compartment width is measured across truck. SB350 Amp "red" connector, cable position B, cable length 16" (405mm). Maximum cable gauge 1/0 AWG. Battery with lid will NOT fit in battery compartment. Battery weight range 1600 - 1900 lb. Amp hour capacity min/max - 24 volt truck 960/1240. 36 volt truck 600/775.

TRAVEL SPEEDS (24V)

Fork height in (mm)	Steer angle <10° mph (kph)	Steer angle >10° mph (kph)
0 (0)	6.5 (10.5)	6.5 (10.5)
24 (610)	6.5 (10.5)	3.0 (4.8)
60 (1524)	6.0 (9.7)	2.6 (4.2)
116 (2946)	4.2 (6.7)	2.0 (3.2)
150 (3810)	3.0 (4.9)	1.6 (2.6)
195 (4953)	1.6 (2.6)	1.2 (1.9)
212 (5385)	1.0 (1.6)	1.0 (1.6)
>212 (5385)	No travel*	No travel*

Note: Speed limits are for trucks at operating temperature with fully charged battery. Speeds are the same in either direction, with or without rated load.

For lift heights between 24.0" (610 mm) and 212.0" (5385 mm), traction speed is reduced when steering angle exceeds 10°.

* Travel above 212.0" (5385 mm) fork height requires a high level traction option. Capacity reduction required.

Contact your local dealer for additional information.

R30XM3 FEATURES AND OPTIONS

PERFORMANCE	STD	OPT
24-volt AC electrical system	x	
AC transistor control	x	
AC traction motor	x	
DC controlled hydraulics	x	
On demand electric power steering	x	
AC steer motor	x	
Auto deceleration system (ADS) with regenerative braking	x	
Ergonomically advanced multi-function control handle with rotational adjustment and single speed lift/lower	x	
4 operator selectable, programmable performance modes	x	
Smart-glide continuous height sensing	x	
36-volt AC electrical system		x
AC transistorized hydraulic control		x
6.25kh wire guidance		x
5.25kh wire guidance		x
Side guide rollers (48.25" and 55" OAW)		x
Lift limit with or without push button override		x
Lowering limit with push button override		x
High level traction above 212" with restricted steer		x
Side guide rollers		
DRIVE	STD	OPT
13.5 x 5.5 superior XL-AC (901 compound)	x	
6.0" x 3.0" single load wheel - high load compound	x	
Steer wheel angle graphic indication	x	
8" x 2.5" dual polyurethane caster wheels	x	
3.0" x 2.75" polyurethane guide rollers	x	
13.5 x 5.5 polyurethane (601 compound)		x
13.5 x 5.35 polyurethane – x grooved (601 compound)		x
13 x 5.5 molded NDIIthane (non marking)		x
Steer wheel angle graphic indication	x	
LIFT	STD	OPT
195" MFH/89" OALH 3-stage anti-rattle mast	x	
Lift limit with or without push button override	x	
Lowering limit with push button override	x	
HANDLING	STD	OPT
42.0" x 1.75" x 4.0" standard taper pin type forks	x	
Heavy-duty pallet clamp - automatically engaged/foot released	x	
Heavy-duty automatic pallet clamp with opening range from 1/2" to 6"		x
36.0" x 1.75" x 4.0" standard taper pin type forks		x
48.0" x 1.75" x 4.0" standard taper pin type forks		x
54" long x 1.75" thick x 4" wide standard taper pin type forks		x
60" long x 1.75" thick x 4" wide standard taper pin type forks		x
72" long x 1.75" thick x 4" wide standard taper pin type forks		x
78" long x 2" thick x 5" wide standard taper pin type forks		x
84" long x 2" thick x 5" wide standard taper pin type forks		x
ERGONOMICS	STD	OPT
Shock dampening operator's compartment floor mat	x	
Non-adjustable vertical console	x	
6" vertical adjustable operator console		x
2 speed upper body fan - console mounted		x
OPERATION	STD	OPT
Battery connector SB-350 red	x	
40.0" wide x 27.5" deep operator platform	x	
39.0" L x 14.6" W x 31.5" H battery compartment	x	
175 Amp red, position B-16" lead length battery connector	x	
32" inside dimension (open end clearance) 41" outside dimension (base width) outriggers	x	
Key switch start	x	
Multi-turn steering	x	
Electric park brake - automatically engaged/foot released	x	
Single hydraulic pump and motor	x	
Controller area network (CANbus) communications	x	
Graphic LCD multi-function smart display with back lighting	x	
Hour meters; truck, traction and hoist pump	x	

OPERATION	STD	OPT
Bar graphic battery discharge indicator	x	
Low battery lift interrupt	x	
Performance mode selection and indication	x	
LED status indicators with symbols	x	
User passwords and operator logs with history	x	
Truck inspection check list	x	
Truck speed indication in mph or kph	x	
Slack chain indication	x	
Battery power disconnect button	x	
Operator convenience station with storage areas, trash bin, beverage & clipboard holders	x	
Full body harness and operator tether	x	
Battery compartment corrosive resistant steel rollers	x	
Retractable platform side gates with cushioning and lift/traction cutout interlock	x	
Electric horn	x	
Static discharge strap	x	
Battery stand	x	
Battery puller	x	
38" inside dimension (open end clearance) 48" outside dimension (base width)		x
27.5" deep x 48" wide		x
27.5" deep x 54" wide		x
27.5" deep x 60" wide		x
Safety glass shield		x
Fixed hoop side rails		x
Stability casters		x
Line driver		x
Keyless - toggle switch		x
Retractable operator tether with full body harness or medium body belt		x
Audible alarms self adjusting 82-102 db(a)		
– Back-up alarm - reverse direction activation		x
– Motion alarm - forward and reverse direction activation		x
– Motion alarm - continuous operation with key-on		x
DC to DC converter - 25 amps/300 watts @12-volts		x
Smart steer		x
Battery connector SB-350 gray		x
Hyster Reaction™		x
SUPPLEMENTAL	STD	OPT
Operating manual and labels – English	x	
12 month/unlimited hours full truck warranty	x	
3 years/6,000 hour powertrain warranty	x	
Lifetime frame warranty	x	
Parts manual - printed or CD		x
5 year 10,000 hour part A comprehensive parts and labor warranty		x
5 year 10,000 hour part B powertrain parts and labor no deduct warranty		x
APPEARANCE	STD	OPT
2-part poly Hyster yellow paint	x	
CONSTRUCTION	STD	OPT
Standard application/environmental construction	x	
UI classification type "E"	x	
UI classification type "EE"		x
Subzero freezer package - operating temperatures range: -20° to +120° F		x
VISIBILITY	STD	OPT
Cantilever style overhead guard	x	
Wire mesh screen operator guard	x	
Amber LED strobe - continuous operation with key-on	x	
– Dome light and 2 speed fan package mounted on top of overhead guard		x
– Dome light, 2 speed fan and halogen glass lens spot light package		x
– Dome light, 2 speed fan and LED plastic lens spot light package		x
– 2 LED plastic lens spot lights mounted under overhead guard		x
ENERGY SYSTEM	STD	OPT
Lead acid	x	
Hyster Power Collect™		x



Hyster Company
P.O. Box 7006
Greenville, North Carolina
27835-7006

© Hyster Company. 2023, all rights reserved. Hyster and are trademarks of Hyster-Yale Group, Inc. Hyster products are subject to change without notice. Trucks may be shown with optional equipment.