

WWW.HYSTER.COM

COUNTERBALANCED ELECTRIC FORKLIFT PRODUCT BROCHURE

J1.5-3.5GX 2



FEATURES

1 OPTIMISED MAST VISIBILITY

The inner mast clearance provides ample visibility to enhance operator efficiency.

2 INTERACTIVE DASH DISPLAY

Interactive dash display shows the most relevant information to the truck's current status.

3 CARRIAGE LIGHT*

Directs a light onto the load and racking to illuminate the workspace while working at heights.

4 REGENERATIVE BRAKING

AC controlled motor sends power back to the battery during braking, increasing uptime.

5 AUTOMATIC SPEED CONTROL

Productivity enhancement through an automatic speed reduction based on load and steer tyre angle.





6 SYNCHRONOUS AND POWER ASSIST

Alignment between the rotation of the steering wheel and steer tyres, enabling the steering wheel to always return to the same position.

7 TRAVEL AND HYDRAULIC HANDLING INTERLOCK

Operator presence system which will disengage the trucks functions if the operator leaves the seat.

8 DROP BATTERY BOX

Battery located at the lower back region of the truck to improve layout and accessibility of motors and controllers.

9 HORIZONTAL BATTERY EXTRACTION*

Optional horizontal extraction provides ease of access for battery removal/replacement to reduce downtime.

10 BLUE PEDESTRIAN AWARENESS LIGHT (PAL)*

Provides an alert to pedestrians and users of mobile equipment that forklifts are operational in the area.

11 OPERATOR COMFORT

A refined operator's compartment provides ease of access and driver comfort.

FEATURING THE J1.5-3.5GX 2

Hyster is known for maintaining strong partners through tougher trucks, which has led to the innovation of the Hyster® J1.5-3.5GX 2 counterbalanced electric rider. Bringing together all of the factors important to you, the J1.5-3.5GX 2 maintains a leading edge in today's continuously evolving market.

Dependability

- Through a redesigned drive axle, this battery electric unit now shares the same robust structure as its internal combustion equivalent.
- AC motor technology on traction and integrated hoist/steering allows the truck to work reliably over long runs and in demanding work cycles, reducing downtime significantly.

Productivity

- Offering excellent manoeuvrability for narrow aisle applications, a refined short chassis option is offered for the 2 tonne and 3.5 tonne models to facilitate all application requirements.
- Through an integrated turning speed control system, truck lean is minimised to provide the operator with an enhanced feel of control and confidence in fast paced applications.
- AC controlled traction and integrated hydraulic/steer motors provide optimised responsiveness to the operator, providing the most efficient load handling in the toughest of applications.
- The option of horizontal battery extraction enables an easy exchange of batteries to drastically increase uptime.

Ergonomics

- An ergonomically designed operator's compartment provides a comfortable and highly productive environment for the driver. This is demonstrated through ample floor space as well as easy on/off access via a low step height.
- The functional rear assist grip with horn enables the operator easy access to the horn, as well as comfort while reversing.
- Through the redesign of the Vista™ Mast, the

operator is provided with optimised vision of the load being handled as well as obstacles in front of the forklift.

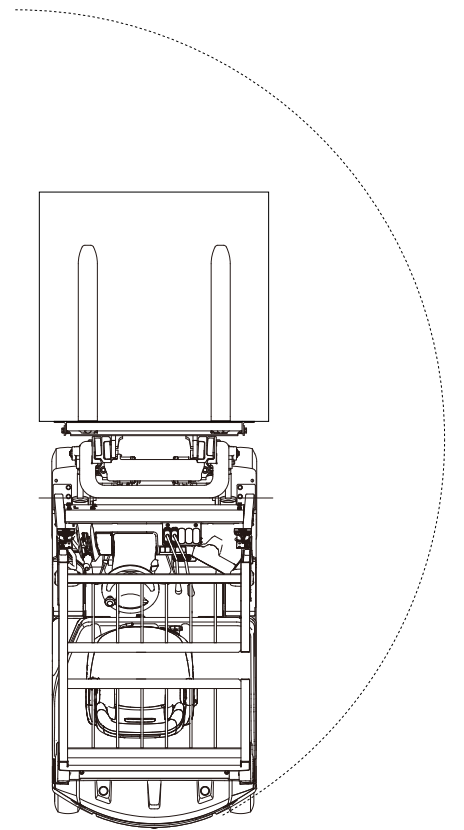
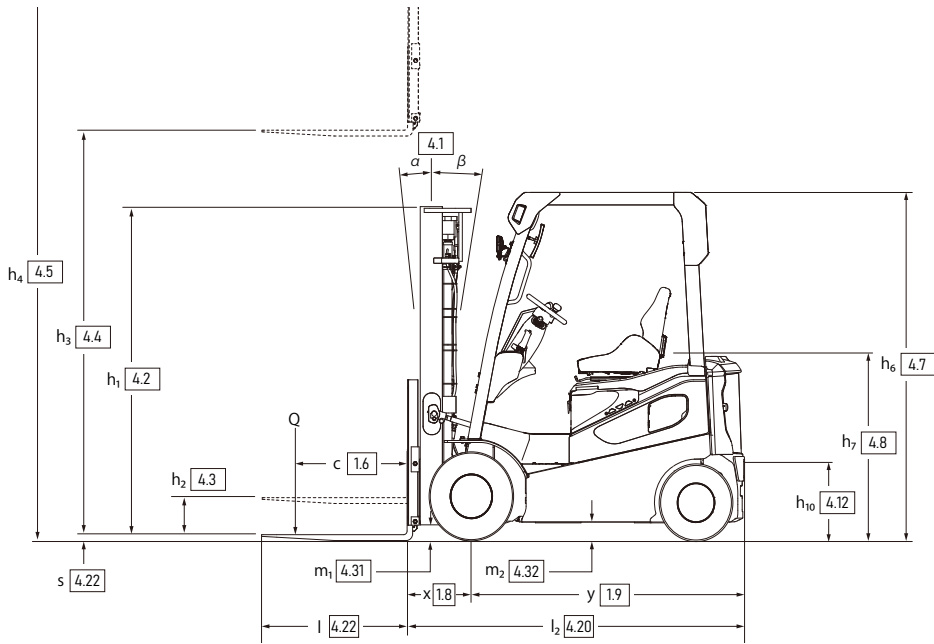
Low cost of ownership

- Customisable performance settings allow energy efficiency to be ideally balanced with productivity, delivering high throughput at a lower operating cost.
- Increased battery life up to 8.5 hours in standard performance mode, and 9.5 hours in Eco mode increases uptime and reduces electricity costs.
- Fault code registry enables diagnostic ease. This enables cutting-edge maintenance planning for lowering costs and increasing productivity.

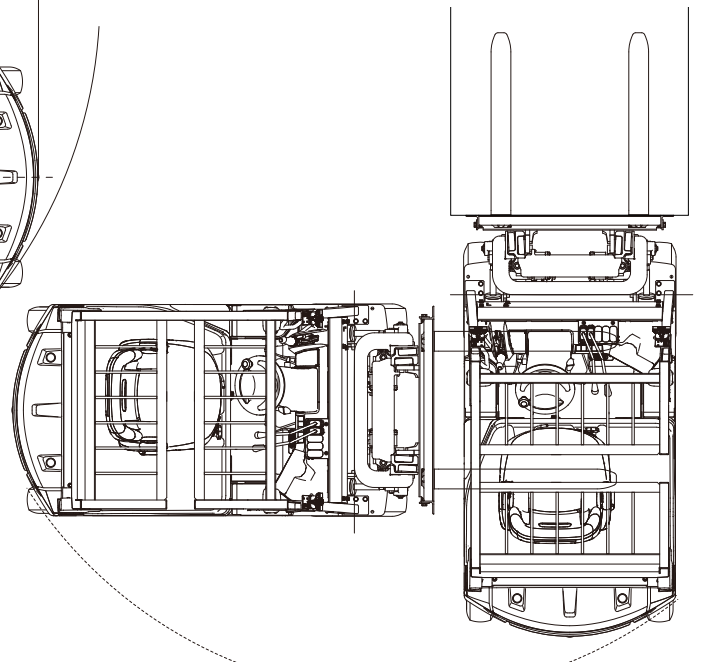
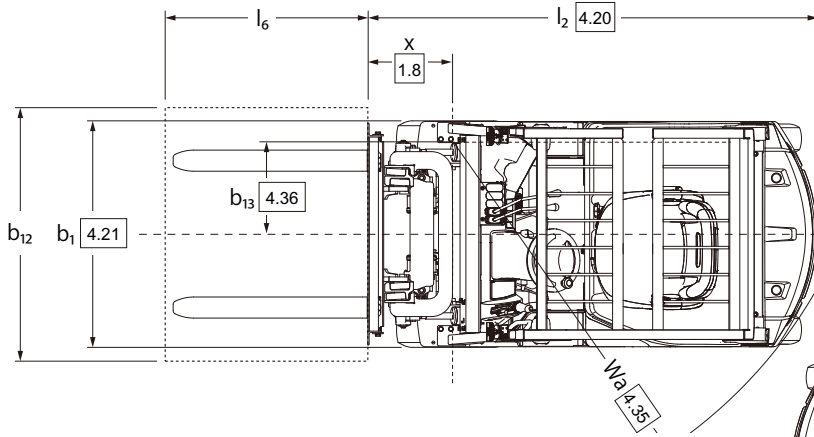
Serviceability

- Troubleshooting manual relevant to all fault codes in the active registry enables quick and proficient fault realisation and rectification.
- Drop battery box (DBB) layout enables easy access to motors, pumps and controllers for servicing.
- LED light assemblies provide an extended life over halogen alternatives.

DIMENSION



AST 4.34.1 / 4.34.2



SPECIFICATION

GENERAL	1.1	Manufacturer	HYSTER					
	1.2	Manufacturer's type designation	J1.5GX 2	J1.8GX 2	J2.0GXS 2	J2.0GX 2		
1.3	Drive	Electric						
1.4	Operator type	Seated						
1.5	Rated capacity/rated load	Q (t)	1.5	1.75	2.0			
1.6	Load center distance	c (mm)	500					
1.8	Load distance, center of drive axle to fork	x (mm)	408		463			
1.9	Wheelbase	y (mm)	1420		1550			
WEIGHTS	2.1	Service weight (standard/dual tread) ^[4]	(kg)	2907	3121	3361	3580/3663	
	2.2	Axle loading, laden front/rear ^[4]	(kg)	3879/527	4281/588	4702/655	4974/606	
	2.3	Axle loading, unladen front/rear ^[4]	(kg)	1419/1488	1409/1712	1420/1941	1731/1849	
TYRES/CHASSIS	3.1	Tyre type	Pneumatic shape solid					
	3.2	Tyre size, front (standard tread)	6.00-9		21x8-9		7.00-12	
	3.3	Tyre size, front (dual tread)	N/A				5.50-15	
	3.5	Tyre size, rear	5.00-8				18x7-8	
	3.6	Wheels, number front/rear (x = driven wheels)					2x / 2	
	3.7	Tread, front (standard/dual tread)	b ₁₀ (mm)	910	949		970/1140	
3.8	Tread, rear	b ₁₁ (mm)	905			987		
DIMENSIONS	4.1	Tilt of mast/fork carriage forward α / backward β	α / β (°)	6/10				
	4.2	Height, mast lowered	h ₁ (mm)	1995				
	4.3	Free lift ^[5]	h ₂ (mm)	110			130	
	4.4	Lift ^[5]	h ₃ (mm)	3000			3010	
	4.5	Height of mast, extended ^[7]	h ₄ (mm)	3611			3650	
	4.7	Height of overhead guard (cabin) ^[9]	h ₆ (mm)	2076			2119	
	4.8	Seat height relating to SIP/stand height ^[6]	h ₇ (mm)	1119			1162	
	4.12	Coupling height	h ₁₀ (mm)	286			302	
	4.19	Overall length	l ₁ (mm)	3057	3090		3133	3289
	4.20	Length to face of forks	l ₂ (mm)	2137	2170		2213	2369
	4.21	Overall width ^[10]	b ₁ , b ₂ (mm)	1070		1135		1160/1490
	4.22	Fork dimensions ISO 2331	s/e/l (mm)	35/100/920		40/122/920		
	4.23	Fork carriage ISO 2328, class/type A, B					2A	
	4.24	Fork carriage width ^{[7] [8]}	b ₃ (mm)	920			1020	
	4.31	Ground clearance, laden, below mast	m ₁ (mm)	63			85	
	4.32	Ground clearance, centre of wheelbase ^[11]	m ₂ (mm)	93			125	
	4.33	Load dimension b ₁₂ × l ₆ crossways	b ₁₂ × l ₆ (mm)	1000 × 1200				
	4.34	Aisle width predetermined load dimensions	A _{st} (mm)	3299		3368		3512
	4.34.1	Aisle width for pallets 1000 × 1200 crossways	A _{st} (mm)	3299	3329		3368	3512
	4.34.2	Aisle width for pallets 800 × 1200 crossways	A _{st} (mm)	3100	3130		3169	3312
	4.35	Turning radius	W _v (mm)	1857	1887		1921	2023
	4.36	Internal turning radius	b ₁₃ (mm)	506			522	
	4.42	Step height (from ground to running board) ^[10]	mm	450			460	
	4.43	Step height (between intermediate step and floor)	mm	179.1			232.4	
PERFORMANCE DATA	5.1	Travel speed, laden/unladen ^[12]	km/h	14.9/15.9		14/15.3		
	5.1.1	Travel speed, laden/unladen, reverse	km/h	14.9/15.9		14.8/15.9		14/15.3
	5.2	Lift speed, laden/unladen	m/s	0.42/0.625	0.385/0.625		0.405/0.625	0.38/0.605
	5.3	Lowering speed, laden/unladen	m/s	0.495/0.52				
	5.5	Drawbar pull, laden/unladen ^[1]	N	9232/8861	9118/8791		9155/8791	13146/12650
	5.6	Max. drawbar pull, laden/unladen ^[2]	N	9232/8861	9118/8791		9155/8791	13146/12650
	5.7	Gradeability, laden/unladen ^[3]	%	7.7/11.4	6.8/10.5		6.2/9.9	6.2/9.6
	5.8	Max. gradeability, laden/unladen ^[2]	%	14.8/21.4	13.2/19.7		12.1/18.7	12.9/19.2
	5.10	Service brake	Hydraulic					
	ELECTRIC	6.1	Drive motor rating S2 60 min	kW	6			8.3
6.2		Lift motor rating at S3 15%	kW	9.6				
6.3		Battery according to DIN 43531/35/36 A, B, C, no					A	
6.4		Battery voltage/nominal capacity K5	(V)/(ah)	48				
6.5		Battery weight (minimum)	kg	620		715		
ADDITIONAL DATA	8.1	Type of drive unit	IPM			IM		
	10.1	Operating pressure for attachments	bar	157				
	10.3	Hydraulic oil tank, capacity	ℓ	21.8				
10.8	Towing coupling, type DIN	Pin						

^[4] Standard / Wide tread

^[1] 60 minute rating

^[2] 5 minute rating

^[3] 30 minute rating

^[4] Max. battery

^[5] Bottom of forks

^[6] Full suspension seat specified at mid-point of suspension travel. Standard hood specified. 1051mm with raised hood.

^[7] Without load backrest

^[8] Add 32mm with load backrest

^[9] h₆ subject to +/- 5 mm tolerance

^[10] With vertical battery removal; add 34 mm with horizontal removal

^[11] 90mm with horizontal battery removal

^[12] HiP performance

SPECIFICATION

GENERAL	1.1	Manufacturer	HYSTER				
	1.2	Manufacturer's type designation	J2.5GX 2	J3.0GX 2	J3.5GXS 2		
	1.3	Drive	Electric				
	1.4	Operator type	Seated				
	1.5	Rated capacity/rated load	Q (t)	2.50	3.00	3.50	
	1.6	Load center distance	c (mm)	500			
	1.8	Load distance, center of drive axle to fork	x (mm)	463	488	503	
	1.9	Wheelbase	y (mm)	1550	1780		
	WEIGHTS	2.1	Service weight (standard/dual tread) ^[4]	(kg)	4055/4138	4663/4719	5169/5169
2.2		Axle loading, laden front/rear ^[4]	(kg)	5811/744	6837/826	7705/964	
2.3		Axle loading, unladen front/rear ^[4]	(kg)	1757/2298	2172/2491	2233/2936	
TYRES/CHASSIS	3.1	Tyre type	Pneumatic shape solid				
	3.2	Tyre size, front (standard tread)	7.00-12	28x9-15	28x9-15		
	3.3	Tyre size, front (dual tread)	5.50-15	5.50-15	6.00-15-10PR		
	3.5	Tyre size, rear	18x7-8	6.50-10-10PR	6.50-10		
	3.6	Wheels, number front/rear (x = driven wheels)	2x / 2				
	3.7	Tread, front (standard/dual tread)	b ₁₀ (mm)	970/1140	1010/1140	1010/1140	
	3.8	Tread, rear	b ₁₁ (mm)	987	975	975	
	DIMENSIONS	4.1	Tilt of mast/fork carriage forward α / backward β	α / β (°)	6/10		
4.2		Height, mast lowered	h ₁ (mm)	1995	2060	2140	
4.3		Free lift ^[5]	h ₂ (mm)	113			
4.4		Lift ^[5]	h ₃ (mm)	3010			
4.5		Height of mast, extended ^[7]	h ₄ (mm)	3650	3844		
4.5		Height of overhead guard (cabin) ^[9]	h ₆ (mm)	2119	2147	2147	
4.8		Seat height relating to SIP/stand height ^[6]	h ₇ (mm)	1162	1190	1190	
4.12		Coupling height	h ₁₀ (mm)	306	301	301	
4.19		Overall length	l ₁ (mm)	3489	3710	3790	
4.20		Length to face of forks	l ₂ (mm)	2419	2640	2720	
4.21		Overall width ^[0]	b ₁ , b ₂ (mm)	1160/1490	1235/1490		
4.22		Fork dimensions ISO 2331	s/e/l (mm)	40/122/1070	45/122/1070	50/150/1070	
4.23		Fork carriage ISO 2328, class/type A, B		2A	3A		
4.24		Fork carriage width ^[7] ^[8]	b ₃ (mm)	1020	1070		
4.31		Ground clearance, laden, below mast	m ₁ (mm)	85	120		
4.32		Ground clearance, centre of wheelbase ^[11]	m ₂ (mm)	125	148	149	
4.33		Load dimension b ₁₂ × l ₆ crossways	b ₁₂ × l ₆ (mm)	1000 × 1200			
4.34		Aisle width predetermined load dimensions	A _{st} (mm)	3557	3796	3861	
4.34.1		Aisle width for pallets 1000 × 1200 crossways	A _{st} (mm)	3557	3796	3861	
4.34.2		Aisle width for pallets 800 × 1200 crossways	A _{st} (mm)	3357	3596	3661	
4.35		Turning radius	W ₁ (mm)	2068	2271	2331	
4.36		Internal turning radius	b ₁₃ (mm)	522	580	580	
4.42		Step height (from ground to running board) ^[10]	mm	460	487		
4.43		Step height (between intermediate step and floor)	mm	232.4	232.7		
PERFORMANCE DATA		5.1	Travel speed, laden/unladen ^[12]	km/h	13.6/15.2	14/16.5	13/16
		5.1.1	Travel speed, laden/unladen, reverse	km/h	13.6/15.2	14/16.5	13/16
		5.2	Lift speed, laden/unladen	m/s	0.33/0.605	0.305/0.49	0.275/0.485
		5.3	Lowering speed, laden/unladen	m/s	0.495/0.52		
		5.5	Drawbar pull, laden/unladen ^[1]	N	13233/12611	13002/12585	13081/12585
		5.6	Max. drawbar pull, laden/unladen ^[2]	N	13233/12611	13002/12585	13081/12548
		5.7	Gradeability, laden/unladen ^[3]	%	5.4/8.8	6.1/10.2	5.4/9.3
		5.8	Max. gradeability, laden/unladen ^[2]	%	11.3/17.8	10.9/17.7	9.7/16.2
	5.10	Service brake		Hydraulic			
	ELECTRIC	6.1	Drive motor rating S2 60 min	kW	8.3	11.7	
6.2		Lift motor rating at S3 15%	kW	9.6	16.2		
6.3		Battery according to DIN 43531/35/36 A, B, C, no		A			
6.4		Battery voltage/nominal capacity K5	(V)/(ah)	48	72		
6.5		Battery weight (minimum)	kg	890	1055	1055	
ADDITIONAL DATA	8.1	Type of drive unit		IM			
	10.1	Operating pressure for attachments	bar	157			
	10.3	Hydraulic oil tank, capacity	ℓ	21.8			
	10.8	Towing coupling, type DIN		Pin			

^[0] Standard / Wide tread

^[1] 60 minute rating

^[2] 5 minute rating

^[3] 30 minute rating

^[4] Max. battery

^[5] Bottom of forks

^[6] Full suspension seat specified at mid-point of suspension travel. Standard hood specified. 1051mm with raised hood.

^[7] Without load backrest

^[8] Add 32mm with load backrest

^[9] h₆ subject to +/- 5 mm tolerance

^[10] With vertical battery removal; add 34 mm with horizontal removal

^[11] 90mm with horizontal battery removal

^[12] HiP performance

MAST SPECIFICATIONS

J1.5-1.8GX 2

MAST TYPE	MAXIMUM FORK HEIGHT (MM)	FORK THICKNESS (MM)	BACK TILT (DEG)	OVERALL LOWERED HEIGHT (MM)	OVERALL EXTENDED HEIGHT* (MM)	FREE LIFT* (MM)
2-stage LFL	3035	35	10	1995	4105	145
	3335	35	10	2145	4405	145
	3535	35	10	2245	4605	145
	3735	35	10	2345	4805	145
	4035	35	6	2595	5105	145
	4335	35	6	2745	5405	145
	4535	35	6	2845	5605	145
	4835	35	6	2995	5905	145
5035	35	6	3095	6105	145	
2-stage FFL	3025	35	10	1995	4095	925
	3325	35	10	2145	4395	1075
	3525	35	10	2245	4595	1175
	3725	35	10	2345	4795	1275
	4125	35	6	2595	5195	1575
3-stage FFL	4025	35	6	1895	5095	825
	4325	35	6	1995	5445	925
	4525	35	6	2045	5545	975
	4825	35	6	2145	5845	1075
	5125	35	6	2245	6195	1175
	5425	35	6	2345	6495	1275
	6025	35	6	2595	7095	1525

*With load backrest.

J2.0GXS 2

MAST TYPE	MAXIMUM FORK HEIGHT (MM)	FORK THICKNESS (MM)	BACK TILT (DEG)	OVERALL LOWERED HEIGHT (MM)	OVERALL EXTENDED HEIGHT* (MM)	FREE LIFT* (MM)
2-stage LFL	3040	40	10	1995	4105	150
	3340	40	10	2145	4405	150
	3540	40	10	2245	4605	150
	3740	40	10	2345	4805	150
	4040	40	6	2595	5105	150
	4340	40	6	2745	5405	150
	4540	40	6	2845	5605	150
	4840	40	6	2995	5905	150
5040	40	6	3095	6105	150	
2-stage FFL	3030	40	10	1995	4095	930
	3330	40	10	2145	4395	1080
	3530	40	10	2245	4595	1180
	3730	40	10	2345	4795	1280
	4130	40	6	2595	5195	1530
3-stage FFL	4030	40	6	1895	5095	830
	4380	40	6	1995	5445	930
	4530	40	6	2045	5545	980
	4830	40	6	2145	5845	1080
	5130	40	6	2245	6195	1180
	5430	40	6	2345	6495	1280
	60	40	6	2595	7095	1530

*With load backrest.

MAST SPECIFICATIONS

J2.0-2.5GX 2

MAST TYPE	MAXIMUM FORK HEIGHT (MM)	FORK THICKNESS (MM)	BACK TILT (DEG)	OVERALL LOWERED HEIGHT (MM)	OVERALL EXTENDED HEIGHT* (MM)	FREE LIFT* (MM)
2-Stage LFL	3050	40	10	1995	4120	155
	3350	40	10	2170	4420	155
	3550	40	10	2270	4620	155
	3750	40	10	2420	4820	155
	4050	40	10	2620	5120	155
	4350	40	6	2770	5420	155
	4550	40	6	2870	5620	155
	4835	40	6	3020	5920	155
5035	40	6	3120	6120	155	
2-Stage FFL	3000	40	10	1995	4070	925
	3390	40	10	2270	4460	1200
	3590	40	10	2370	4660	1300
	3840	40	10	2520	4910	1450
	4190	40	10	2720	5260	1650
3-Stage FFL	4135	40	6	1970	5205	900
	4345	40	6	2040	5415	970
	4585	40	6	2120	5655	1050
	4840	40	6	2205	5910	1135
	5035	40	6	2270	6105	1200
	5335	40	6	2370	6405	1300
	5535	40	6	2470	6605	1400
	5865	40	6	2520	6755	1450
6035	40	6	2720	7105	1650	

*With load backrest.

J3.0GX 2

MAST TYPE	MAXIMUM FORK HEIGHT (MM)	FORK THICKNESS (MM)	BACK TILT (DEG)	OVERALL LOWERED HEIGHT (MM)	OVERALL EXTENDED HEIGHT* (MM)	FREE LIFT* (MM)
2-Stage LFL	3055	45	10	2060	4125	160
	3355	45	10	2210	4425	160
	3555	45	10	2310	4625	160
	3755	45	10	2440	4825	160
	4055	45	10	2640	5125	160
	4355	45	6	2790	5425	160
	4555	45	6	2890	5625	160
	4855	45	6	3040	5925	160
5055	45	6	3140	6125	160	
2-Stage FFL	3080	40	10	2140	4150	1070
	3380	40	10	2290	4450	1220
	3580	40	10	2390	4650	1320
	3830	40	10	2540	4900	1470
	4130	40	10	2740	5250	1670
3-Stage FFL	4125	45	6	1990	5195	920
	4335	45	6	2060	5405	990
	4575	45	6	2140	5645	1070
	4705	45	6	2225	5775	1155
	5025	45	6	2390	6095	1320
	5325	45	6	2540	6395	1470
	5525	45	6	2640	6595	1570
	5725	45	6	2740	6795	1670
6025	45	6	2890	7095	1820	

*With load backrest.

MAST SPECIFICATIONS

J3.5GXS 2

MAST TYPE	MAXIMUM FORK HEIGHT (MM)	FORK THICKNESS (MM)	BACK TILT (DEG)	OVERALL LOWERED HEIGHT (MM)	OVERALL EXTENDED HEIGHT* (MM)	FREE LIFT* (MM)
2-Stage LFL	3060	50	10	2140	4130	165
	3360	50	10	2290	4430	165
	3560	50	10	2390	4630	165
	3760	50	10	2420	4830	165
	4060	50	10	2490	5130	165
	4360	50	6	2690	5430	165
	4560	50	6	2840	5630	165
	4860	50	6	3090	5930	165
	5060	50	6	3190	6130	165
2-Stage FFL	3085	50	10	2190	4155	925
	3385	50	10	2340	4455	1200
	3585	50	10	2440	4655	1300
	3885	50	10	2590	4905	1450
	4185	50	10	2790	5255	1650
3-Stage FFL	4135	50	6	2040	5200	970
	4345	50	6	2110	5410	1040
	4585	50	6	2190	5650	1120
	4840	50	6	2340	5900	1270
	5035	50	6	2440	6100	1370
	5335	50	6	2590	6400	1520
	5535	50	6	2690	6600	1620
	5865	50	6	2790	6800	1720
	6035	50	6	2940	7100	1870

*With load backrest.

STANDARD FEATURES AND OPTIONS

BATTERY	STD	OPT
Drop battery configuration	x	
Lateral battery extraction		x
OPERATOR COMPARTMENT	STD	OPT
Large open access step	x	
Pendant style pedals	x	
Key start	x	
Tilt steering column	x	
Cup holder	x	
LCD display	x	
Speedometer and odometer	x	
Performance mode selection	x	
Dual side view mirrors		x
Acrylic top cover		x
Rear assist grip with horn button	x	
Load weight meter		x
Front screen with wiper		x
Document clip		x
DRIVE CONTROL	STD	OPT
AC drive and pump control	x	
Regenerative braking	x	
Controlled accelerator adjustment	x	
Speed limit adjustment	x	
Anti rollback	x	

PUMP CONTROLS	STD	OPT
Hydraulic speed adjustment	x	
Proportional control	x	
STEER CONTROLS	STD	OPT
Synchroniser with turn speed control	x	
Hydraulics on demand	x	
ELECTRICAL CONTROL SYSTEM	STD	OPT
Thermal protection	x	
Real time diagnostics	x	
Battery discharge with interrupt	x	
Auto shut off after 15 minutes	x	
TYRES	STD	OPT
Single drive wheels	x	
Pneumatic tyres	x	
Dual drive wheels (2-3.5T only)		x
Solid tyres		x
Non-marking tyres		x
TRANSMISSION CONTROL	STD	OPT
Forward/reverse lever	x	
Hydraulic control		x
HYDRAULIC CONTROL	STD	OPT
Hydraulic interlock - no operator on seat	x	

SEAT	STD	OPT
Full suspension seat	x	
Seat belt and hip restraint	x	
Operator presence	x	
Sequential seat belt interlock		x
LIGHTS AND WARNINGS	STD	OPT
Full light kit	x	
Reverse alarm	x	
LED lights		x
Additional lights		x
Pedestrian awareness light		x
LED rotating light		x
Carriage mounted light		x
Fork mounted laser		x
TRUCK CONSTRUCTION	STD	OPT
Water-resistant - IPX4	x	
Cold storage construction		x
Corrosion construction		x
Traction motor cover		x
FRONT END CONFIGURATIONS	STD	OPT
ISS carriage		x
ISS carriage with fork positioning		x

MANAGE COST, OPTIMISE PRODUCTIVITY AND PROTECT YOUR ASSETS

Hyster® Tracker System

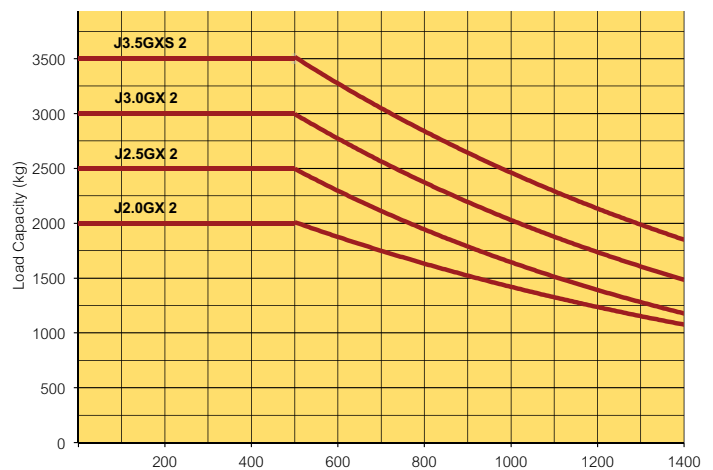
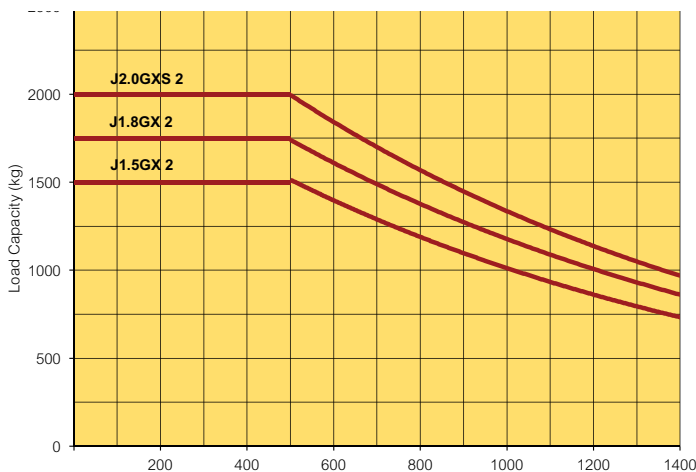
Take your fleet operation to the next level with wireless asset management from Hyster. Hyster Tracker System provides true wireless fleet management, can drive fleet efficiency, improves operator performance, reduces your carbon footprint and lowers your overall material handling costs.

- Manage your total cost of operation
- Enables maximum productivity from your lift truck investment
- Monitor operator behaviour, promote safety
- Convenient web-based access, and your choice of three levels of management

Data is great, and your Hyster Dealer will make it work for you


Hyster Tracker System is a great addition to your management toolkit. And when you partner with your Hyster Dealer, you get the best of both worlds – great fleet data plus the unmatched knowledge and experience that can help you get the most out of every truck in your fleet.

CAPACITY CHARTS





Hyster Company
P.O. Box 7006, Greenville, North Carolina 27835-7006

© 2024 Hyster-Yale Materials Handling, Inc., all rights reserved. Hyster and  are trademarks of Hyster-Yale Materials Handling, Inc. Hyster products are subject to change with notice. Trucks may be shown with optional equipment and/or features not available in all regions