



**STRONG PARTNERS.  
TOUGH TRUCKS.™**



# TOW TRACTOR

**L05.0T**

**5 000 KG**



# LO5.0T

DISTINGUISHING MARKS		
1.1	Manufacturer (abbreviation)	
1.2	Manufacturer's type designation	
1.3	Drive: electric (battery or mains), diesel, petrol, fuel gas	
1.4	Operator type: hand, pedestrian, standing, seated, order-picker	
1.5	Rated capacity / rated load	Q (t)
1.7	Rated drawbar pull	F(N)
1.9	Wheelbase	y (mm)
WEIGHT		
2.1	Service weight	kg
2.2	Axle loading, laden front / rear	kg
2.3	Axle loading, unladen front / rear	kg
TYRES/CHASSIS		
3.1	Tyres: polyurethane, tophane, vulkollan, front / rear	
3.2	Tyre size, front	ø (mm x mm)
3.3	Tyre size, rear	ø (mm x mm)
3.5	Wheels, number front / rear (x = driven wheels)	
3.7	Tread, rear	b <sub>11</sub> (mm)
DIMENSIONS		
4.8	Seat height relating to SIP / stand height	h <sub>7</sub> (mm)
4.9	Height of tiller in drive position min. / max..	h <sub>14</sub> (mm)
4.12	Coupling height	h <sub>10</sub> (mm)
4.17	Overhang	l <sub>5</sub> (mm)
4.19	Overall length	l <sub>1</sub> (mm)
4.21	Overall width	b <sub>1</sub> /b <sub>2</sub> (mm)
4.32	Ground clearance, center of wheelbase	m <sub>2</sub> (mm)
4.35	Turning radius	W <sub>9</sub> (mm)
PERFORMANCE DATA		
5.1	Travel speed, laden / unladen	km/h
5.1.1	Travel speed, laden / unladen, backwards	km/h
5.5	Drawbar pull, laden / unladen	N
5.6	Max drawbar pull, laden / unladen	N
5.7	Gradeability, laden / unladen	%
5.8	Max. gradeability, laden / unladen	%
5.9	Acceleration time, laden / unladen	s
5.10	Service brake	
ELECTRIC-ENGINE		
6.1	Drive motor, S2 60 min rating	kW
6.3	Battery according to DIN 43531/35/36 A,B,C, no	
6.4	Battery voltage / nominal capacity K5	(V)/(Ah)
6.5	Battery weight +	kg
6.6	Energy consumption according to VDI cycle ⊗	kWh/h at number of cycles
DRIVE/LIFT MECHANISM		
8.1	Type of drive unit	
ADDITIONAL DATA		
10.7	Sound pressure level at the driver's seat	dB (A)

HYSTER	
LO5.0T	
Battery	
Order-picker	
5	
1000	
1229 ■	
1132 ■	
-	
698	434
Polyurethane / Polyurethane	
254 x 90	
200 x 100	
1x	2
686	
152	
1317	
365	
150	
1574 ■	
796	
50	
1434 ■	
7	13
-	8
1000	
3200	
6	20
10	20
-	
Electro Magnetic	
2.6	
no	
24	620 ■
480	
1,82	
AC-Controller	
< 65	

### NOTE:

The condition of the vehicle and how it is equipped, as well as the nature and condition of the operating area affect specifications. If these specifications are critical, the proposed application should be discussed with your dealer.

- available battery 465Ah; with battery 465Ah -145mm, service weight 1009 kg
- + +/- 5%
- ⊗ values obtained with 40 cycles

### NOTICE:

Care must be exercised when handling elevated loads. When the carriage and/or load is elevated, truck stability is reduced. Operators must be trained and adhere to the instructions contained in the Operating Manual.

Hyster products are subject to change without notice.

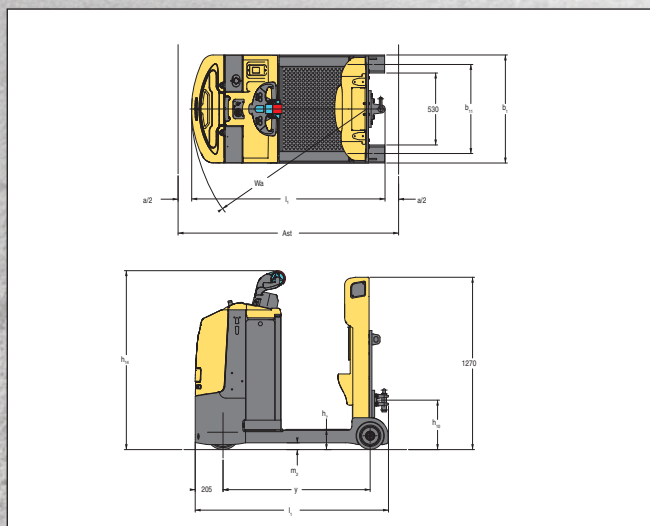
Forks: Lift trucks illustrated may feature optional equipment.

### CE Safety:

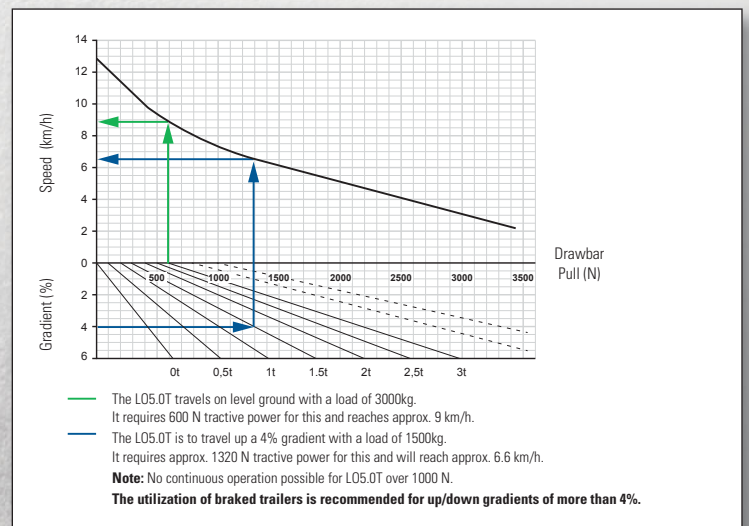
This truck conforms to the current EU requirements.

Specification data is based on VDI 2198

## TRUCK DIMENSIONS



## PERFORMANCE



## PRODUCT FEATURES

- LO5.0T Tow tractor, for use in a wide range of manufacturing applications, particularly line-feed operations.

### DEPENDABILITY

- Solid frame construction and reliable components ensure long-term reliability and durability.
- Sturdy wrap around bumper plate protects the truck against impacts and damage and minimises repair costs.
- Protected electronics, including the enclosed AC traction motor, sealed combi-controller (with IP65 rating), sealed electrical connectors and hall effect sensors and switches ensure excellent reliability and reduced servicing costs for maximum productivity.
- Reduced wiring complexity, thanks to the CANbus communication system provides easy access to components and world-class reliability.

### COST OF OWNERSHIP

- Advanced control features, such as adjustable performance settings allow the truck to be tailored to the needs of the application, reducing energy consumption.
- Regenerative braking reduces use of service brake and dissipates heat of traction motor, ensuring the longer life of key components.
- Motors and controllers are protected against damage and debris, reducing servicing and repair costs.

### PRODUCTIVITY

- Powerful 2,6kW AC drives motor with high performance acceleration / braking and travel speed feature high thermal capacity for stop and go operations.
- Effortless electrical steering and automatic speed reduction on cornering ensures excellent control and high productivity.
- Acceleration, travel and braking speeds can be adjusted to the particular needs of the application via the console by a service engineer.
- Anti-roll back on ramps device, active for driver operation.
- Max travel speed up to 12.5km/h reduces travelling time on long runs between docking and picking areas.
- Vertical or lateral battery extraction are available.

### ERGONOMICS

- Scooter control and electric steering reduces the arm movement required to change direction, keeping the driver within the truck footprint at all times for his protection and reduces operator fatigue and increases productivity.
- Platform sensor, which detects when the operator is on board, covers the entire platform floor, which along with the high, soft touch, back rest, allows operators to locate the most comfortable driving position.
- Wide and long operator platform provides increased comfort operator stance and allows easier pass through to optimize picking on both sides.
- Slow-speed forward and reverse direction buttons (coasting function) are located on the backrest.

### SERVICEABILITY

- CANbus system and diagnostic control can be controlled and monitored via the console or a single plug-point plus fault codes can be displayed on console for easy service identification.
- One-piece hood provides easy access to key components.
- Motor cover is fitted by means of two screws and can be easily removed to get full access to all the main components.
- Low maintenance AC traction motor with built in thermal protection is fully enclosed for protection against damage and debris, minimising service downtime.

### AVAILABLE OPTIONS INCLUDE:

- Side battery extraction.
- Floor-level bumper (rubber bumper).
- Mid mounted bumper (bull bar).
- Universal support bar on motor compartment.
- Several hooks type.
- Various drive wheels.
- Various platform lift heights.
- Various storage compartments.

# STRONG PARTNERS. TOUGH TRUCKS.™

## FOR DEMANDING OPERATIONS, EVERYWHERE.

Hyster supplies a complete range of warehouse equipment, IC and electric counterbalanced trucks, container handlers and reach stackers. Hyster is committed to being much more than a lift truck supplier.

Our aim is to offer a complete partnership capable of responding to the full spectrum of material handling issues: Whether you need professional consultancy on your fleet management, fully qualified service support, or reliable parts supply, you can depend on Hyster.

Our network of highly trained dealers provides expert, responsive local support. They can offer cost-effective finance packages and introduce effectively managed maintenance programmes to ensure that you get the best possible value. Our business is dealing with your material handling needs so you can focus on the success of your business today and in the future.



### HYSTER EUROPE

Flagship House, Reading Road North, Fleet, Hants GU51 4WD, England.

Tel: +44 (0) 1252 810261



[www.hyster.eu](http://www.hyster.eu)



[infoeurope@hyster.com](mailto:infoeurope@hyster.com)



[/HysterEurope](https://www.facebook.com/HysterEurope)





[@HysterEurope](https://twitter.com/HysterEurope)



[/HysterEurope](https://www.youtube.com/HysterEurope)



HYSTER  and FORTENS are registered trademarks in the European Union and certain other jurisdictions. MONOTROL is a registered trademark, and DURAMATCH and  are trademarks in the United States and in certain other jurisdictions. Hyster products are subject to change without notice. Lift trucks illustrated may feature optional equipment. A division of NACCO Materials Handling Limited.